













# First 5 Mono Dashboard 2022-23

The following presents a high-level overview of First 5 Mono's progress on their key strategic plan (SP) indicators. Progress is gauged based on whether the change from the previous year shows: a worsening of 5% or more = ●, no substantive change (within 0-4%) = ●, improvement by 5% or more = ●, or a sustained positive trend at or above 90% = ●.

Program	SP #	Strategic Plan Indicator	FY 2018-19	FY 2019-20	FY 2020-21	FY 2021-22	FY 2022-23	% Change	Status
<b>Improved Family Functioning</b>									
<b>Home Visiting</b> – Welcome Baby – Healthy Families	2	Percent of children prenatal to age one in Mono County whose parents access Home Visiting.	67%	38%	48%	37%	33%	-11%	<span style="color: red;">●</span>
	3	Percent of children prenatal to age five in Mono County whose parents access home visiting.	22%	30%	25%	23%	26%	+12%	<span style="color: teal;">●</span>
	4a	Percent of Home Visiting participants' children ages six months to five screened for developmental delays.	90%	89%	81%	92%	90%	-2%	<span style="color: green;">●</span>
	4b	Percent of children ages six months to five in Mono County screened for developmental delays.	35%	33%	23%	37%	39%	+4%	<span style="color: orange;">●</span>
	14a	Number of home-visited children in households where parents and other family members are receiving child development and parenting education.	148	207	113	129	111	-14%	<span style="color: red;">●</span>
	14b	Percent of Mono County children whose parents received child development, parenting education through Home Visiting and Peapod Playgroups.	39%	44%	18%	33%	31%	-7%	<span style="color: red;">●</span>
	15	Percent of infants in Mono County with whom breastfeeding is initiated and sustained ( <i>Sierra Park Pediatrics</i> ).	86%	89%	85%	88%	88%	0%	<span style="color: orange;">●</span>
	16	Percent of children ages 0-5 years in Mono County in the expected range of weight for their height and age ( <i>BMI; Sierra Park Pediatrics</i> ).	81%	76%	76%	75%	78%	+4%	<span style="color: orange;">●</span>
<b>Improved Child Development</b>									
<b>Childcare Quality</b> – Childcare Quality System	7	Percent of licensed Center and Family Childcare spaces per 100 Mono County children.	47%	46%	42%	47%	32%	-31%	<span style="color: red;">●</span>
	5	Percent of children served in home childcare settings and childcare centers that exhibit moderate-to high- quality, as measured by a quality index.	91%	64%	67%	53%	85%	+60%	<span style="color: teal;">●</span>
	6a	Number of licensed childcare providers in Mono County participating in Quality Systems.	—	32	34	27	29	+7%	<span style="color: teal;">●</span>
	6b	Percent of licensed childcare providers in Mono County advancing on the Child Development Permit Matrix.	0%	0%	15%	30%	7%	-77%	<span style="color: red;">●</span>
	4	Percent of children in <i>licensed</i> early learning settings who are screened for developmental delays.	—	—	—	66%	89%	+35%	<span style="color: teal;">●</span>

Program	SP #	Strategic Plan Indicator	FY 2018-19	FY 2019-20	FY 2020-21	FY 2021-22	FY 2022-23	% Change	Status
		Percent of children in <i>all</i> early learning settings who are screened for developmental delays.	—	—	—	48%	72%	+50%	
<b>Family Beh. Health</b> – Peapod Playgroups	19	Percent of children aged prenatal to age 5 in Mono County served through Peapod playgroups.	18%	14%	3%	11%	13%	+15%	
	14c	Number of children in households where parents and other family members in Peapod Playgroups received child development and parenting education.	123	97	19	61	69	+13%	
	1	Percent of parents who reported that Peapod Playgroups met their expectations.	100%	100%	100%	100%	100%	No Change	
<b>School Readiness</b> – Early Literacy – Transition to School	12	Percent of age-eligible children in Mono County for whom a preschool slot is available.	60%	50%	36%	41%	46%	+12%	
	8	Percent of kindergarten students in Mono County who have ever attended a preschool, Pre-K, or Head Start program.	76%	87%	—	59%	50%	-14%	
	11a	Number of children aged birth to five in Mono County who accessed funded Early Literacy activities through Raising a Reader	177	127	61	76	68	-11%	
	11b	Percent of children ages birth to five in Mono County who accessed funded Early Literacy activities through First 5 Mono programs (HV, Peapod, Raising a Reader).	47%	48%	27%	46%	46%	No Change	
	10	Percent of children in Mono County whose parents attended Transition to School activities (Kindergarten and TK Round Up).	73%	82%	57%	94%	89%	-5%	
	13	Percent of children in Mono County assessed for school readiness at kindergarten entry.	98%	98%	—	99%	100%	+1%	
	9	Percent of children in Mono County “ready for school” in kindergarten academics upon entering kindergarten.	51%	65%	—	52%	65%	+24%	
<b>Improved Child Health</b>									
<b>Oral Health</b> – Screenings	17a	Percent of children ages one or older who receive annual dental screenings ( <i>Sierra Park Dental Clinic</i> ).	91%	92%	98%	89%	92%	+3%	
	18	Percent of children in Mono County who enter kindergarten with untreated dental problems.	33%	10%	—	—	37%	N/A	
<b>Child Safety</b> – Bike Helmets	20	Percent of children birth to five provided a safety helmet through Safe Kids.	31%	25%	5%	15%	17%	+10%	