



2010-2011 PARTICIPATION

# 2010-2011 STAR Program

First 5 Mono County



# Program Goals

## FY 2010-2011

- ✿ Promote quality child care in Mono County by building a skilled and stable child care workforce:
  - ✿ Provide incentives to quality early child care providers who complete training and education and remain in the field.
  - ✿ Address the First 5 Mono County Commission's goal to improve child development and the community's need to retain child care providers.

# Measurable Outcomes from the Strategic Plan FY 2010-2011 :

- ✿ Percentage of children served in child care centers and home child care settings that exhibit moderate to high quality as measured by a quality index. (i.e. ECCERS, FCCERS)
- ✿ Percentage of licensed child care providers in Mono County advancing on the Child Development Permit Matrix



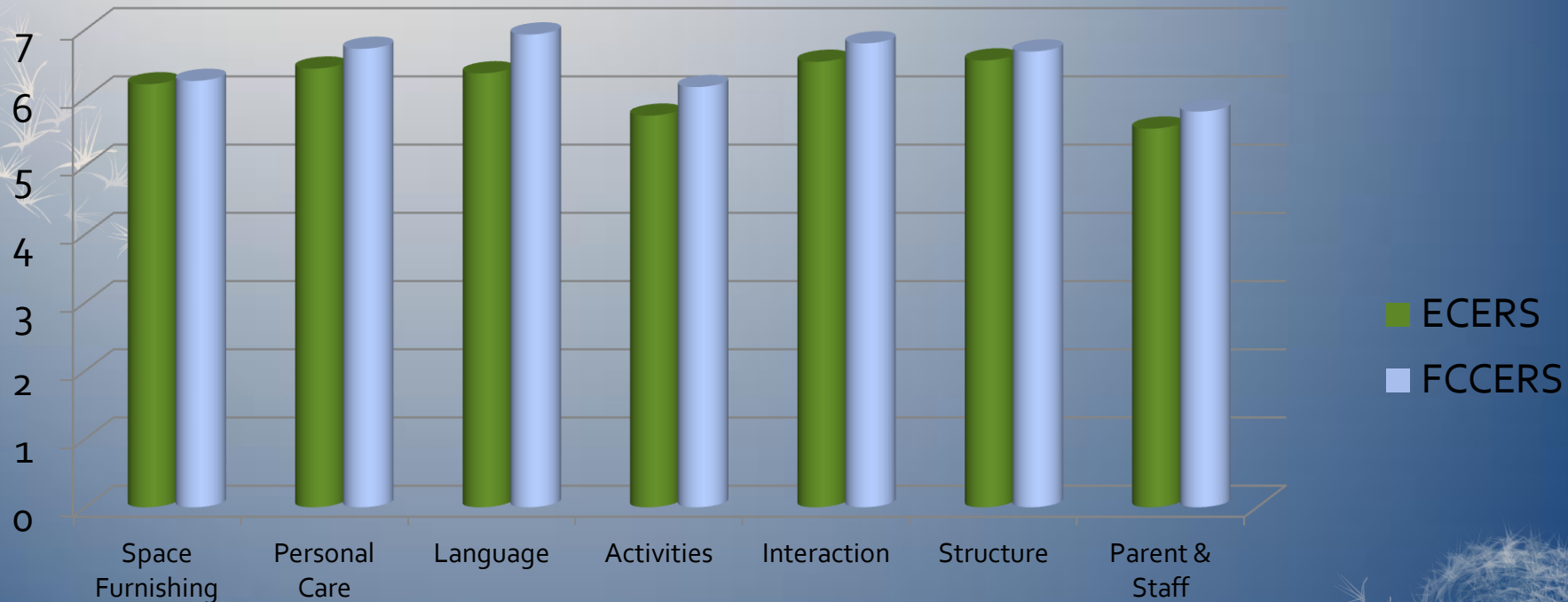
# Minimum Eligibility Requirements

- ✿ Provide child care or work in an early learning program for pay in a licensed facility, or a facility that is legally exempt from licensure under the following circumstances:
  - ✗ Minimum of 9 months during the program year and working a minimum of 15 hours per week.
  - ✗ Worked with children ages birth to five in a California-based licensed or licensed-exempt FCC home, state preschool, Head Start, or child care center for at least nine months during the past year.

2010-2011

# Environmental Rating Summary

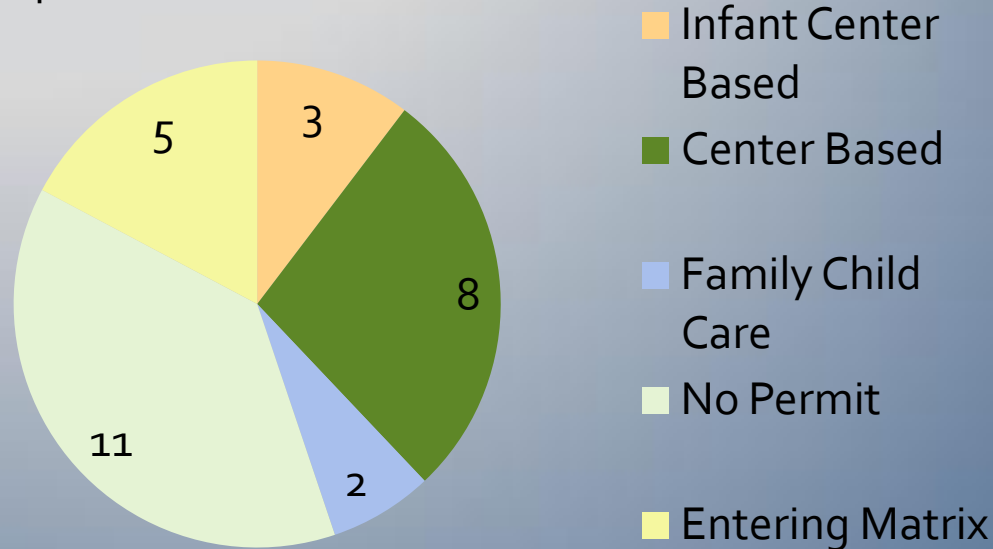
Percentage of children served in child care centers and home child care settings that exhibit moderate to high quality as measured by a quality index.



The FCCERS, ECCERS and ITTERS rating tools use a scoring system with a range from 1 to 7, with 1 being inadequate, 3 is minimal, 5 is good and 7 being excellent. Main areas of need improvement were in the *Activities* category; *Nature and Science* and *Active Physical Play*. Resources were shared with providers on these topics. *Parent and Staff* is another area of needed improvement.

# Child Development Permit Matrix

Percentage of licensed child care providers in Mono County advancing on the Child Development Permit Matrix.

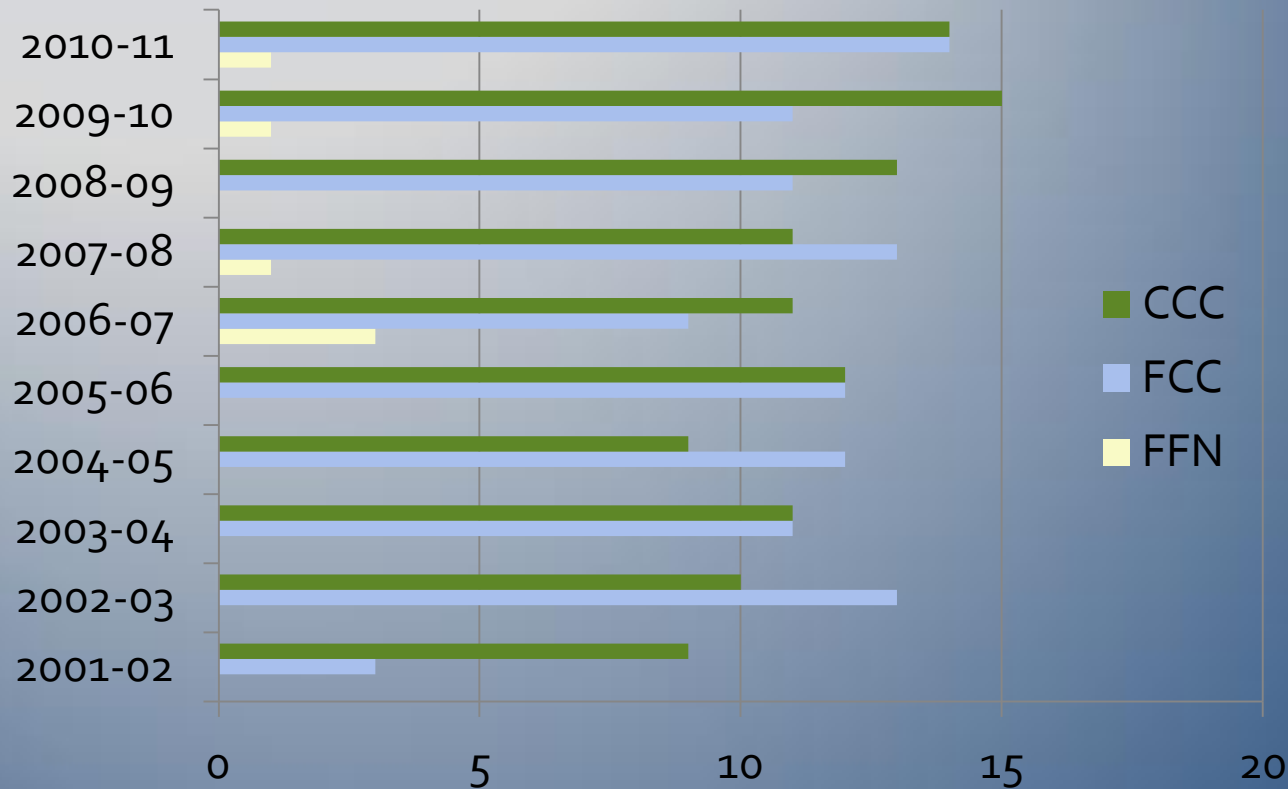


This is a snapshot of permits held at the end of the program year. In May 2011 Cerro Coso College provided a permit training. 8 STAR participants attended. 3 center base and 2 family child care providers will be entering the permit matrix and 2 center base providers will be advancing on the matrix. 9 of the 11 with no permits are Spanish speaking and due to lack of college courses in their native language we anticipate that they will not enter the permit matrix. We will continue to offer professional development for these providers.



# Program Participants Receiving Stipends

FFN = Family Friend and Neighbor Care; FCC = Family Child Care Home; CCC = Child Care Centers

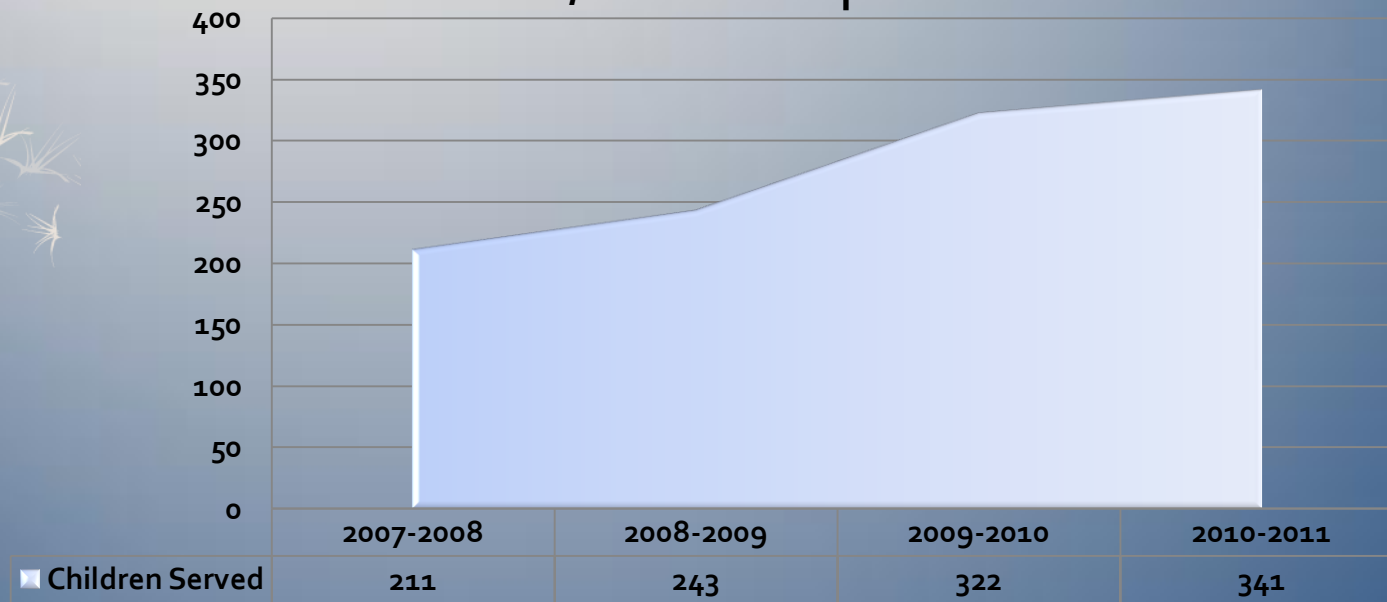


- Participation for family child care has increased this program year.
- Center participation has decreased due to change of staff and non-participation.
- Finding exempt providers continues to be a challenge. Data received from R&R.



# Children Indirectly Served by CARES/STAR Participants

**Children Indirectly Served  
CARES/STAR Participants**



**Total of  
programs  
participating**

6 Child Care Centers  
15 Family Child Care  
1 Exempt Provider

6 Child Care Centers  
15 Family Child Care  
1 Exempt Provider

8 Child Care Centers  
13 Family Child Care  
1 Exempt Provider

14 Child Care Centers  
14 Family Child Care  
1 Exempt Provider

# 2009/2010 STAR Program



Quality is never an accident; it is always the result of high intention, sincere effort, intelligent direction and skillful execution; it represents the wise choice of many alternatives. -William A Foster

# Home Visiting

**Families Served:** 100, 66% of children Birth -1 in Mono County

source: CA birth data, 151 births in 2010

- **Target:** Parents and children prenatal to 1 year old
- **Purpose:** Support parents and share information about: emotional, language, motor, and cognitive development; oral health; prenatal health; literacy; breastfeeding; local services; and parenting issues.
- **Schedule:** Eight, 1 hour home visits prenatal to 12 months

# Staff Training



Provided by First 5 Mono County

## FY 2010-11





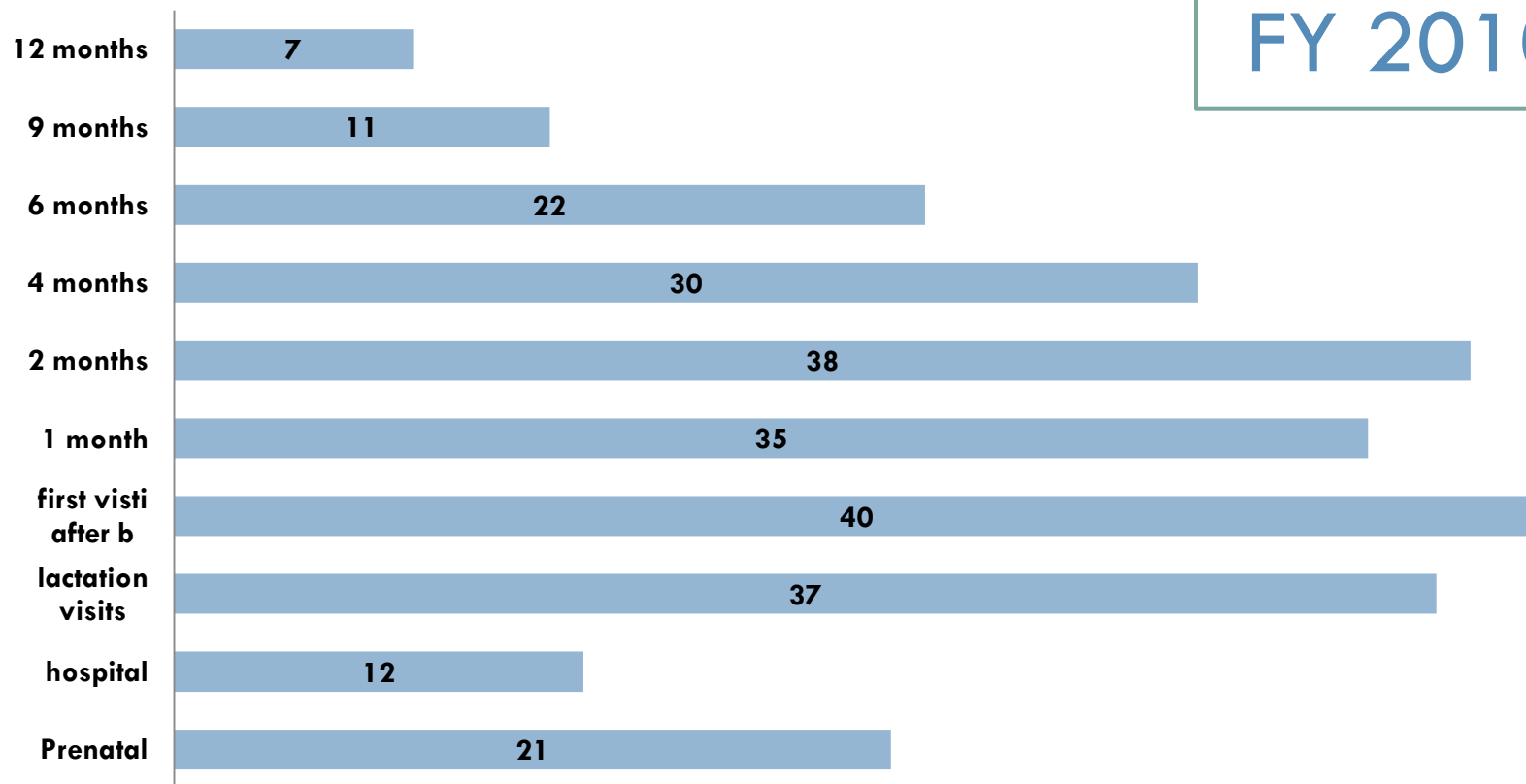
# Number of Visits Completed

N=253

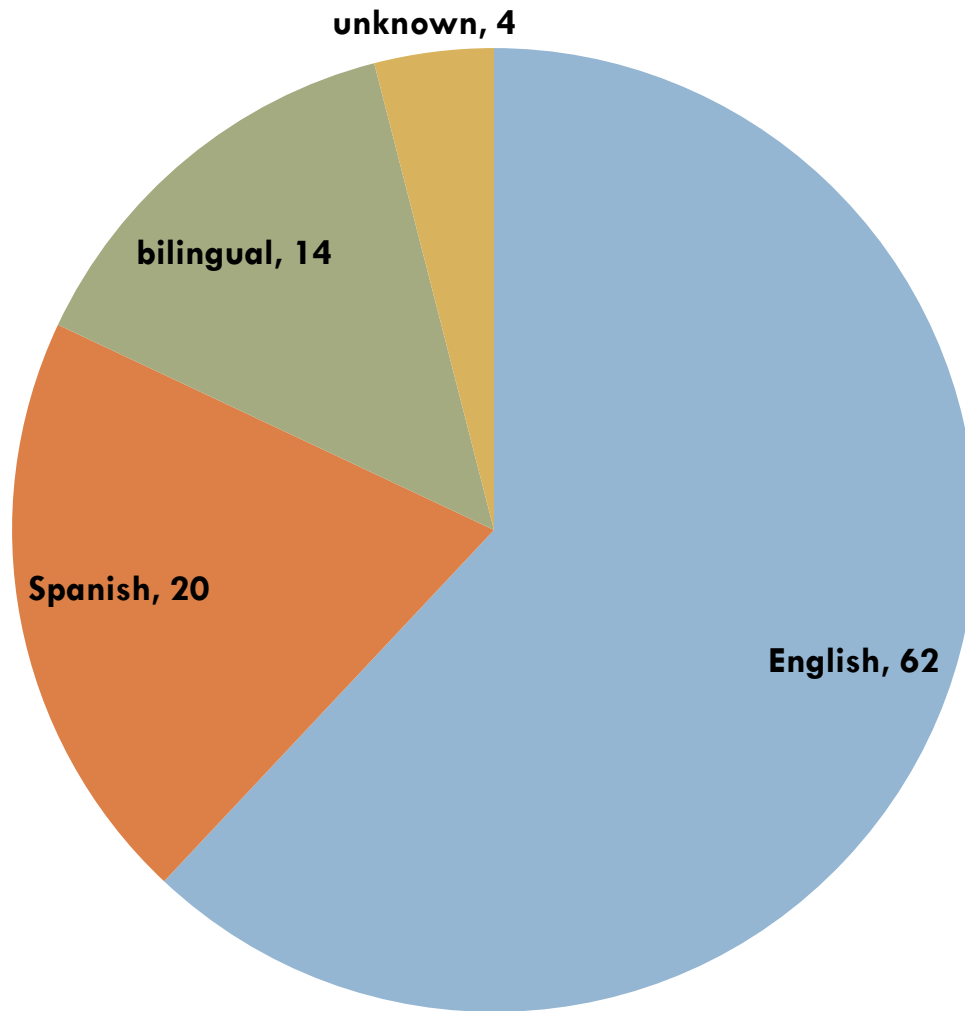


Provided by First 5 Mono County

FY 2010-11



# Language Spoken In the Home



Provided by First 5 Mono County

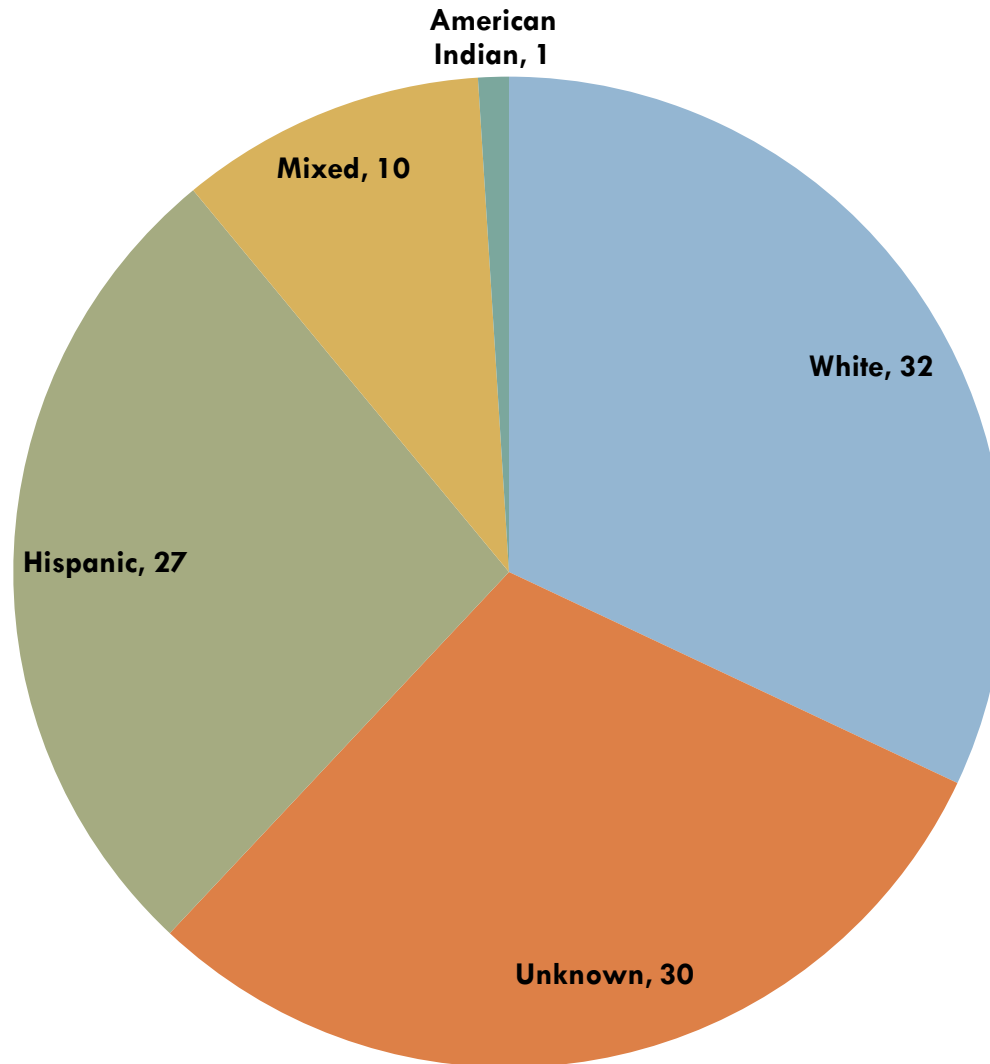
FY 2010-11

# Child's Ethnicity



Provided by First 5 Mono County

FY 2010-11





# Town of Residence



FY 2010-11

- ❑ Mammoth: 63
- ❑ Crowley: 8
- ❑ Bridgeport: 6
- ❑ Unknown: 6
- ❑ Lee Vining: 5
- ❑ June Lake: 3
- ❑ Benton: 2
- ❑ Mono City 2
- ❑ Sunny Slopes: 2
- ❑ Walker: 1
- ❑ Swall Meadows: 1
- ❑ Chalfant: 1
- ❑ **Mono County: 100**

# Referrals



Provided by First 5 Mono County

## FY 2010-11


Agency or Activity	Referrals Made	Known Referrals Accessed
IMACA	1	0
Pediatrician	2	0
Early Start	3	1
Dentist	3	1
Mono County Health Department	4	2
Mono County Mental Health	7	2
Parent-Child Workshops	7	4
Café Mom	9	1
WIC	10	2
Library Story Hours	12	0
Peapod	27	7
<b>Total</b>	<b>82</b>	<b>20</b>
<b>Total Families Referred: 44</b>		

# Exit Reason



Provided by First 5 Mono County

## FY 2010-11



# Breastfeeding Statistics

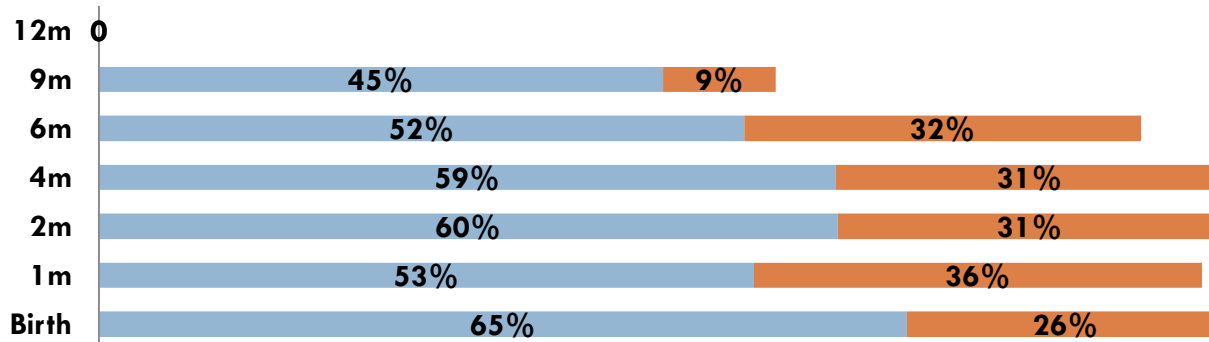


Provided by First 5 Mono County

## FY 2010-11

### WB! BF Rates FY 2010-11

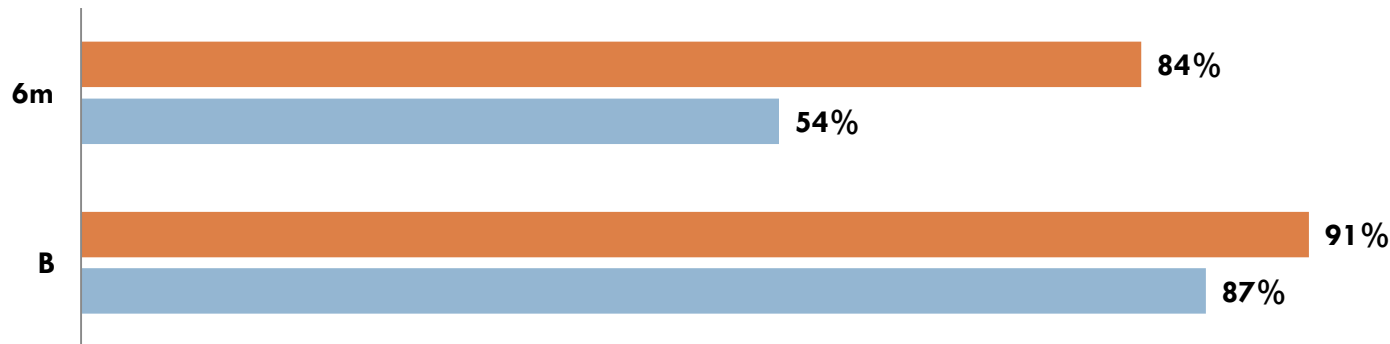
■ Exclusive BF ■ BF at all



### Compare "BF at all" rates CA and WB!

CDC Breastfeeding Report Card, 2010

■ WB! ■ CA



# Peapod Playgroups

**Partners:** Mono County Mental Health, and independent contractors

**Families Served:** 130

- **Target:** Parents and children birth – 5 years old
- **Purpose:** Provide local support for parents and children to socialize (helping to address the mental health needs of parents), learn about community resources, acquire school readiness skills, and refer families to community resources, especially Mono County Mental Health where services are provided regardless of insurance status
- **Schedule:** Weekly playgroup, 10 week sessions, 3-4 times a year in each location. Six groups: Walker, Bridgeport, Lee Vining, Benton, Mammoth-English & Spanish

Families Served: 130

Mammoth English: 66

Mammoth Spanish: 24

Benton: 13

Lee Vining: 8

Bridgeport: 13

Coleville: 6

Children Served: 167


Groups offered: 158

Children's total attendance: 975

Average Attendance: 10

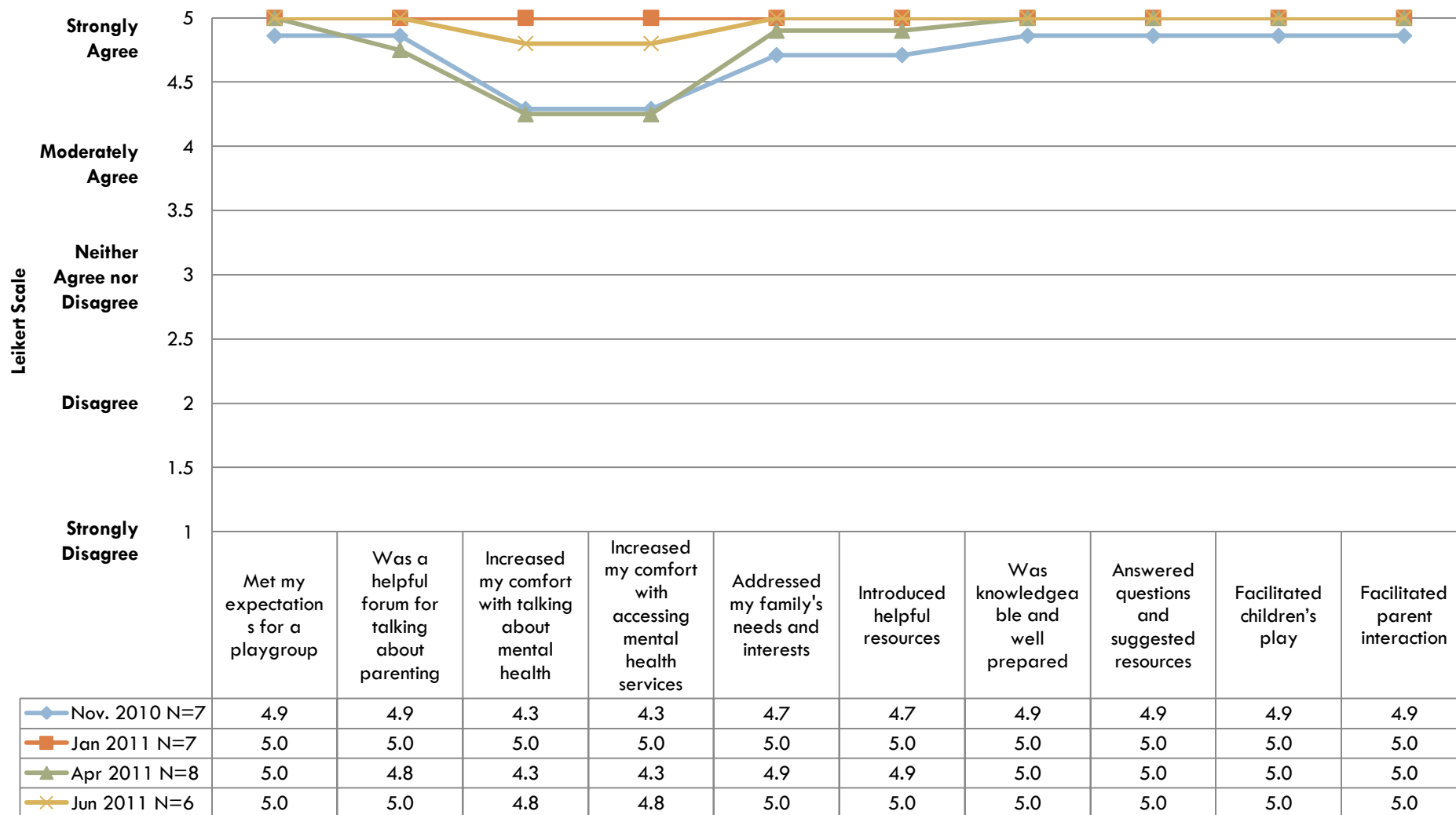


Peapod  
FY 2010-11



# Mammoth English Survey Averages

Peapod  
FY 2010-11





# Mammoth Spanish Survey Averages



Strongly Disagree

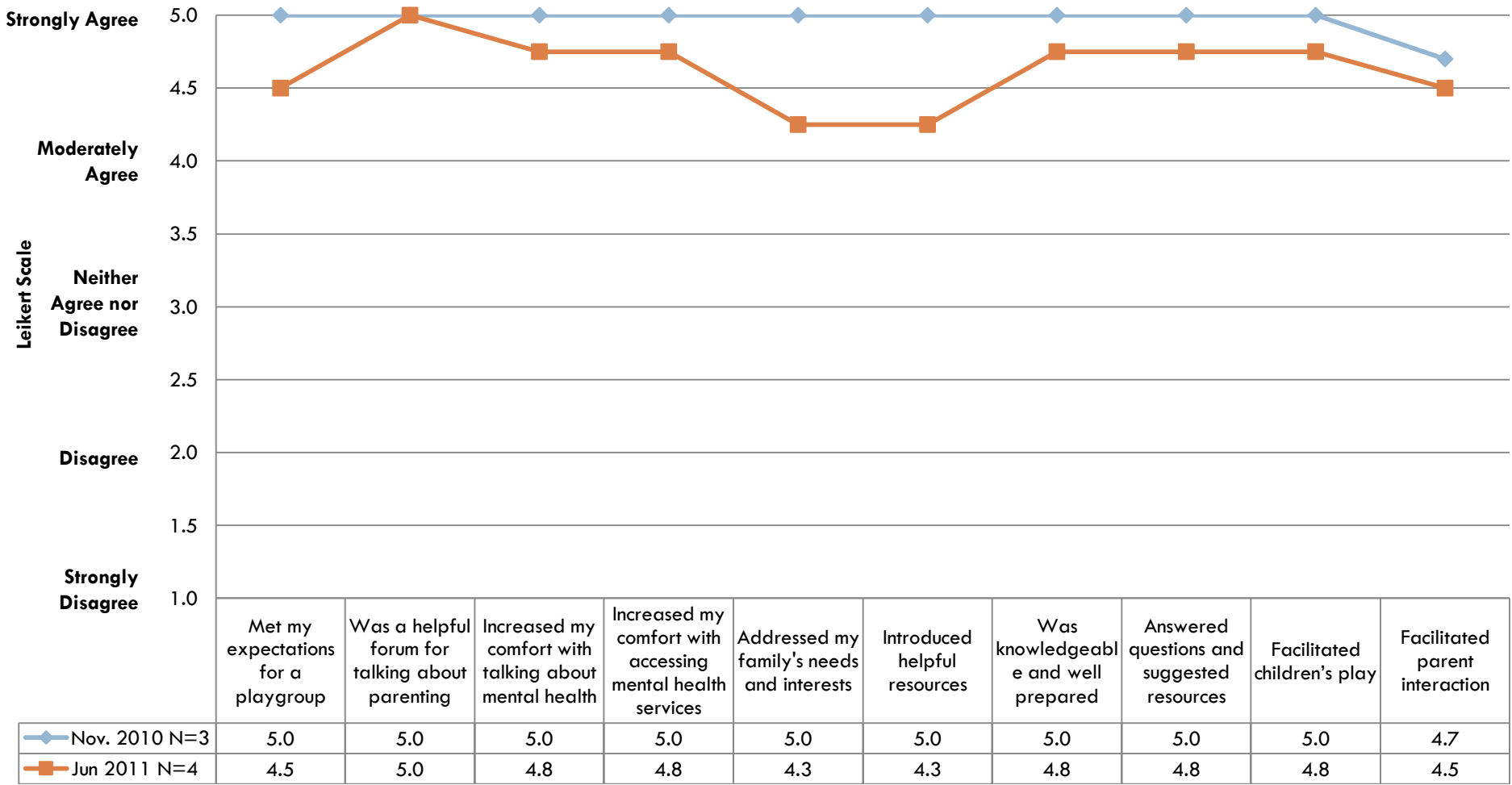
Strongly Agree

Moderately Agree

Neither Agree nor Disagree

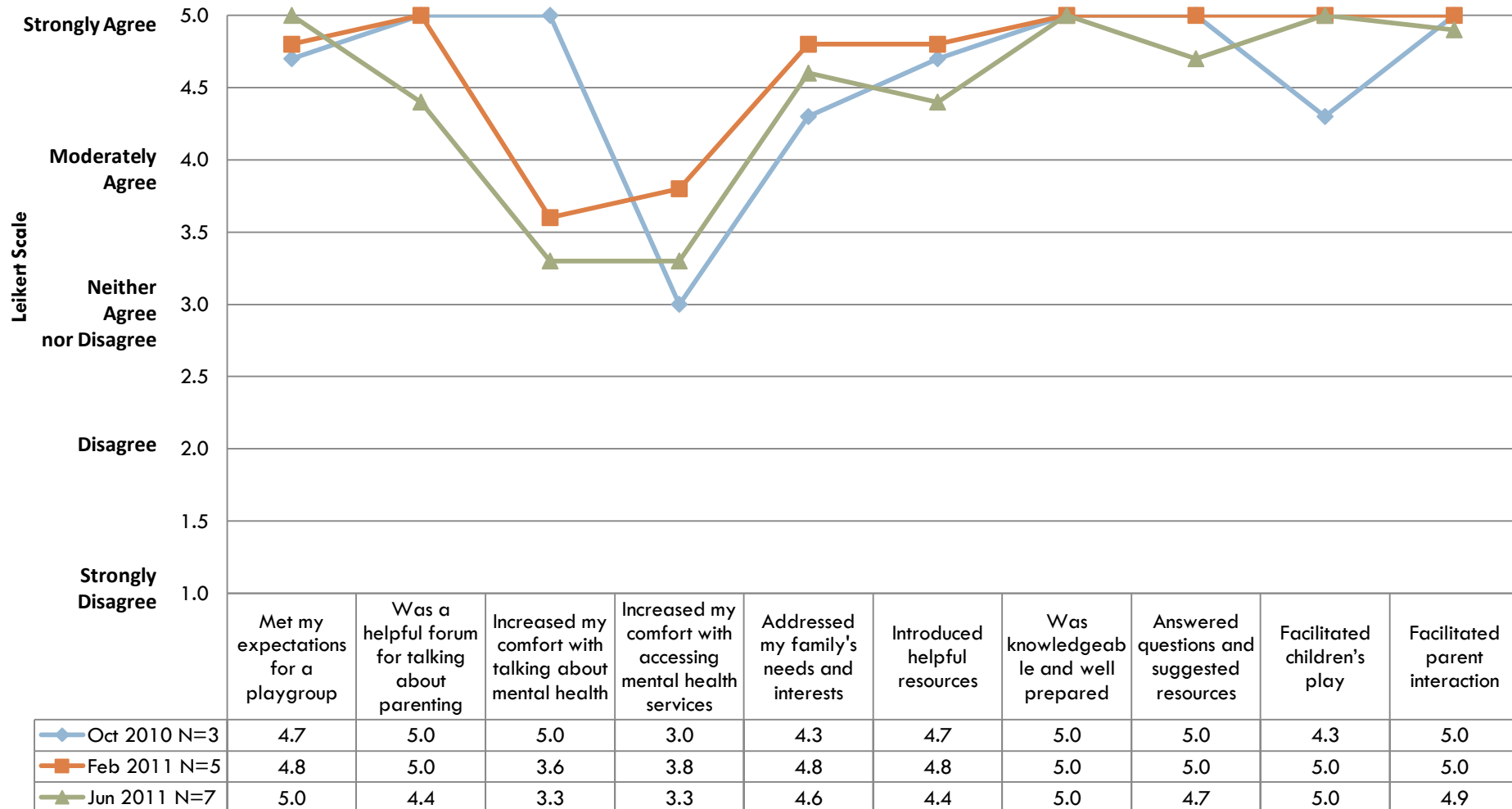
Disagree

Strongly Disagree



# Benton Survey Averages

Peapod  
FY 2010-11

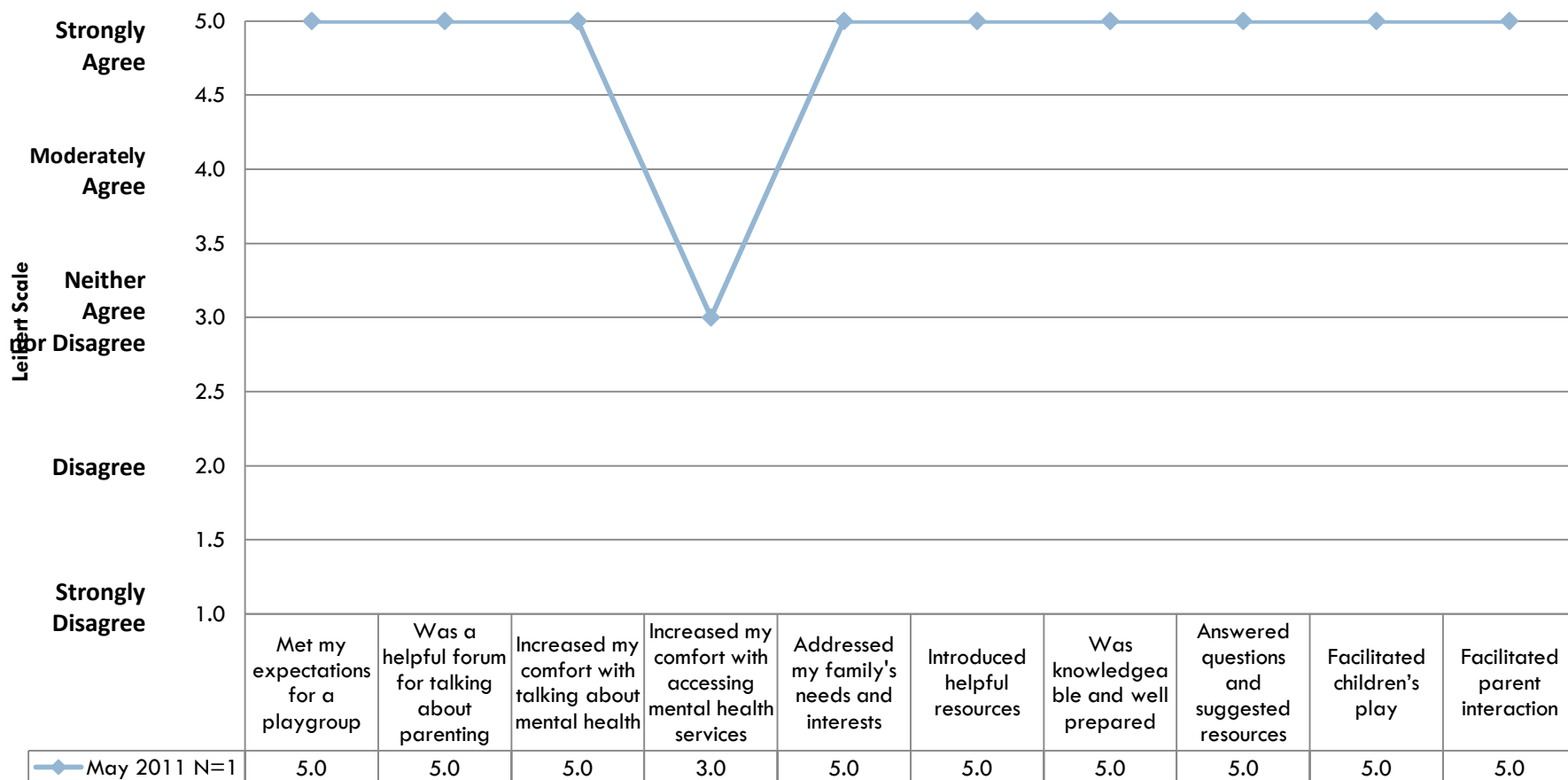



# Walker Survey Averages

Peapod



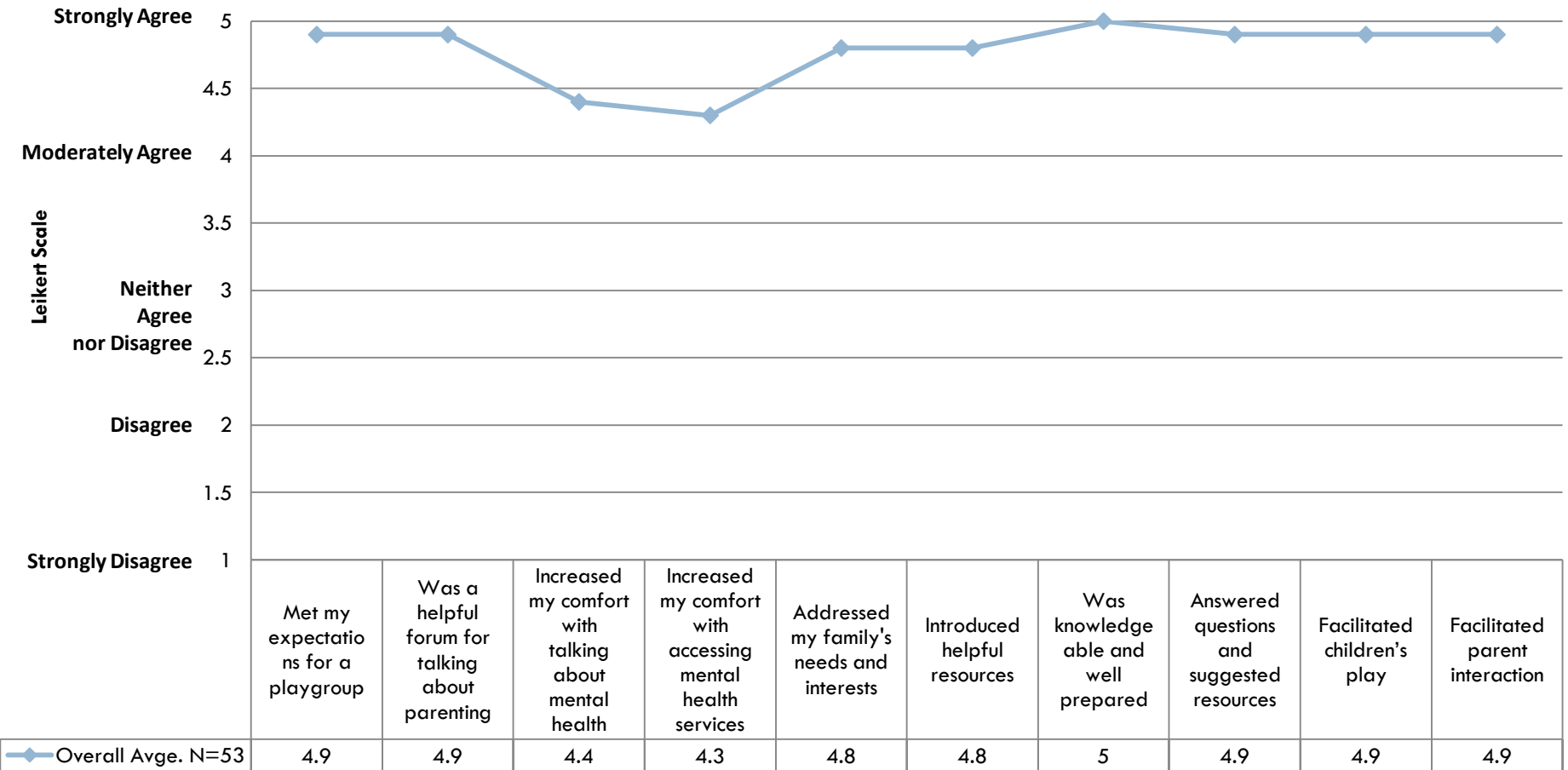
FY 2010-11





# Overall Survey Average

Peapod   
FY 2010-11



# Mono County Mental Health Referrals

- 9 families referred
- 6 families received services
- 15 sessions completed

# Comments & Strengths

- Keep up the great job! I have no suggestions at this time. Love the circle time and playing time after or before circle time. (Mammoth English)
- Super fun. Interaction with other kids, parachute, singing.
- Great place to socialize



# Parent-Child Workshops

**Partners:** Early Start, Cerro Coso, and Mammoth Lakes Library

**Families Served:** 57

- **Little Feet**

- ▣ **Target:** Parents and 2-5 year olds
- ▣ **Purpose:** Dance and movement class
- ▣ **Schedule:** 1 hour weekly for six weeks

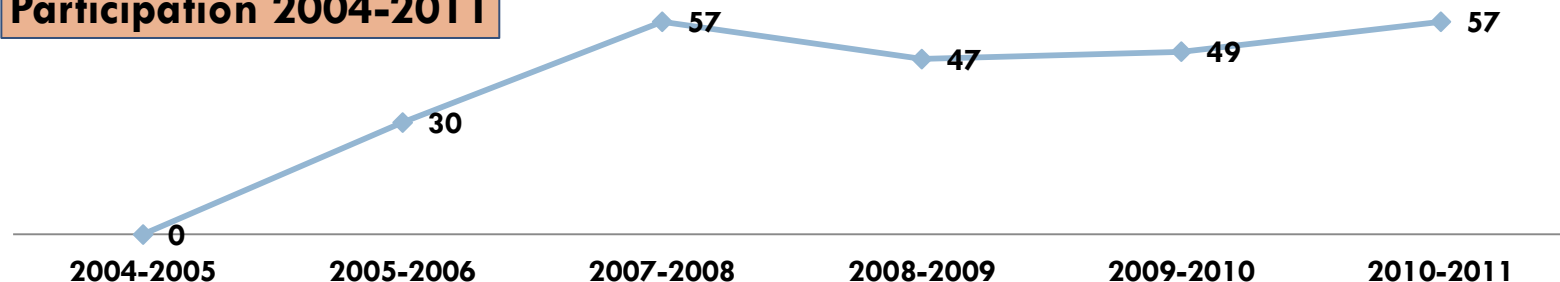
- **Teeter Tots & Tiny Toes**

- ▣ **Target: Teeter Tots:** Parents and 16 month to 3 year olds

**Tiny Toes:** Parents and birth to 1 year olds

- ▣ **Purpose:** Workshop with an age-specific curriculum covering literacy, crafts, and socialization
- ▣ **Schedule:** 1 hour weekly for six weeks

**Participation 2004-2011**



Two sessions:

13 participants August - October, 2010

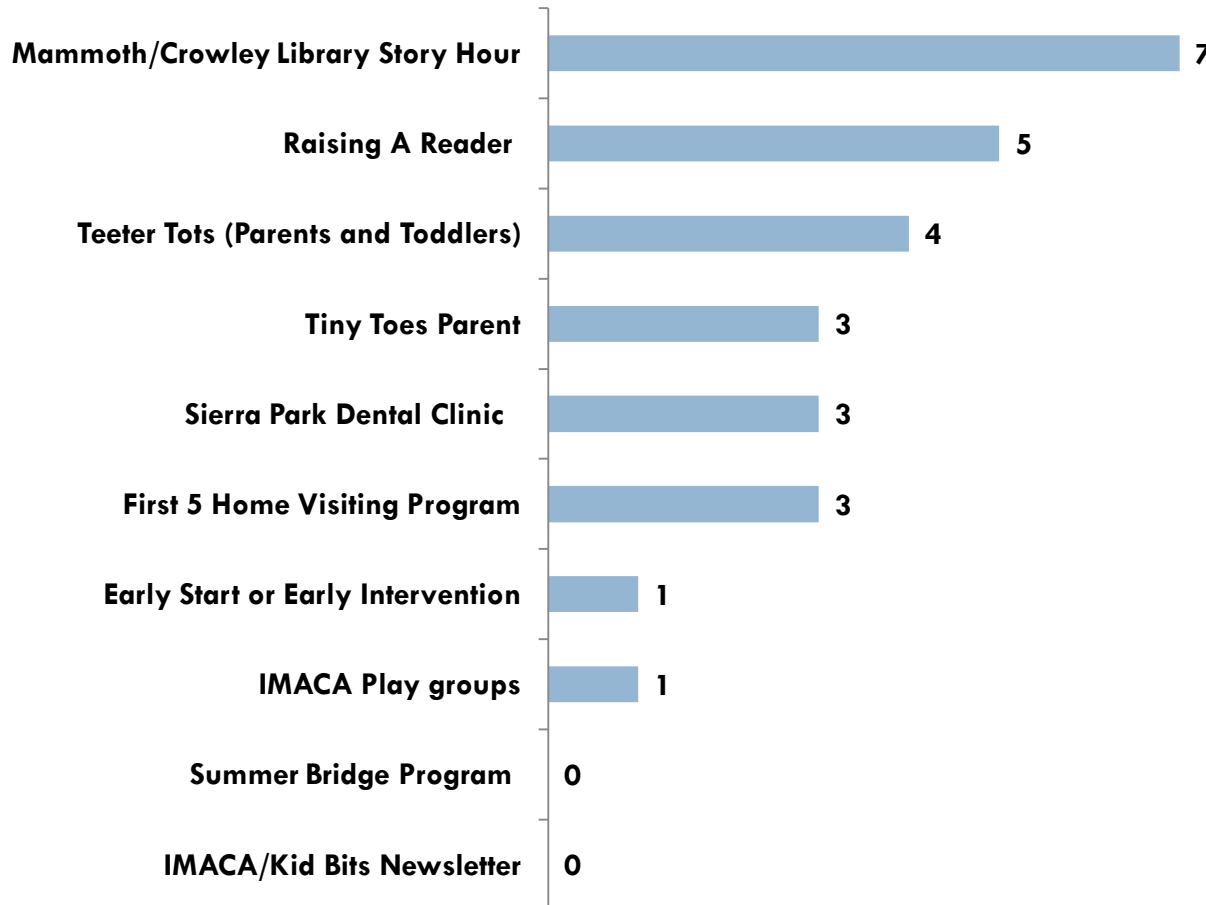
16 participants March - April, 2011

## Little Feet FY 2010-11



# Other Program Participation

Little Feet  
FY 2010-11

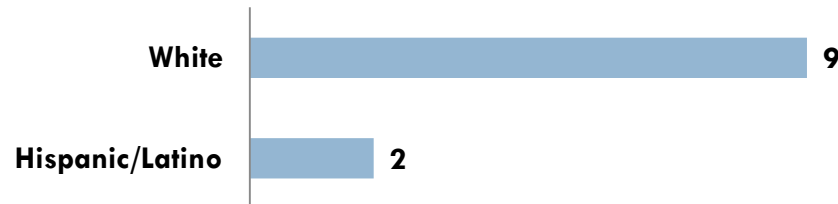


**August to October, 2010**  
pre survey  
N=11 (85% return rate)

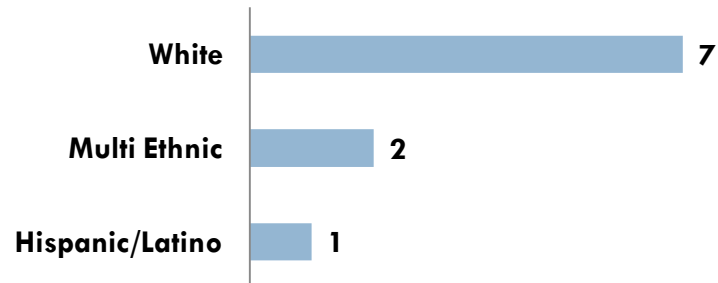
# Language & Ethnicity

Little Feet  
FY 2010-11

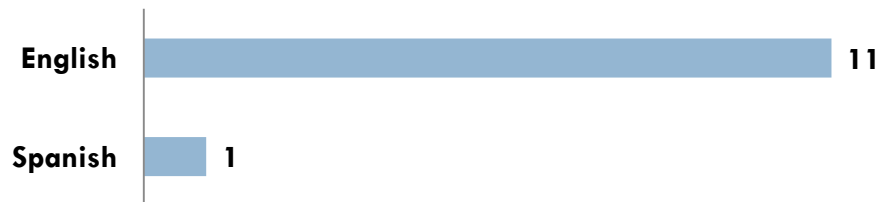
## Parents' Ethnicity



## Children's Ethnicity



## Primary Language Spoken in the Home



**August to October, 2010**

pre survey

N=11 (85% return rate)

# Skill Improvement

Little Feet  
FY 2010-11

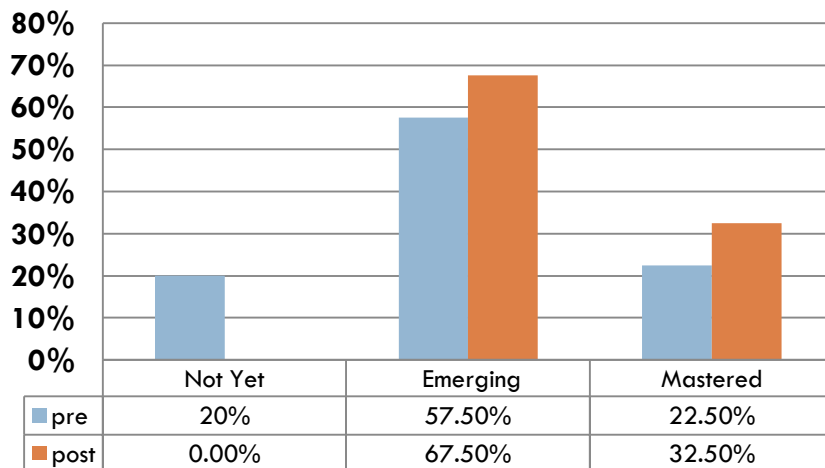
Compared to the beginning of the workshop,  
at least 50% more parents reported their child's mastery of:

- Listening to and implementing directions
- Pointing to and naming basic body parts
- Understanding the idea of same vs. different
- Sitting in a circle and listen to a teacher for 10-20 minutes
- Moving in a large group without bumping into others
- Understanding rhythm and moving to the beat of music

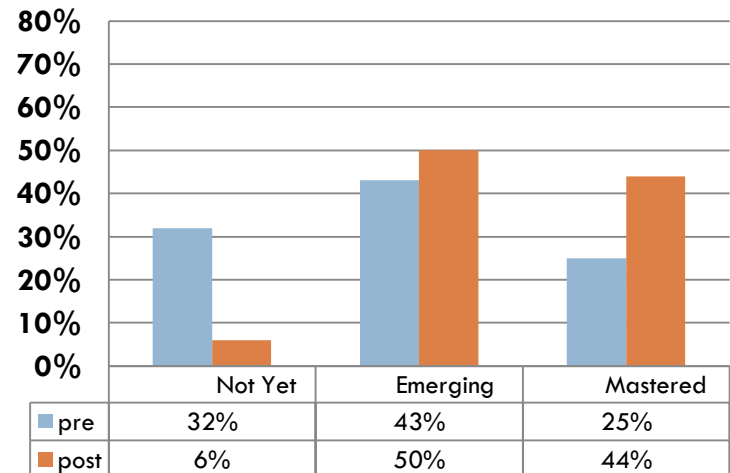


**August to October, 2010**  
post survey  
N=6 (46% return rate)

## Overall School Readiness



## Overall Motor Skill



# Comments

Little Feet  
FY 2010-11

- The First 5 Playgroups are always quality & we have so much fun! [My Child] is really coming out of his shell. Thank you! Fun Fun Fun!
- This is a great program. It has helped my child with learning to become involved with activities without having mom near her.
- Thank you! Great class.



**August to October, 2010**  
post survey  
N=6 (46% return rate)



One session:

13 participants January - February, 2011

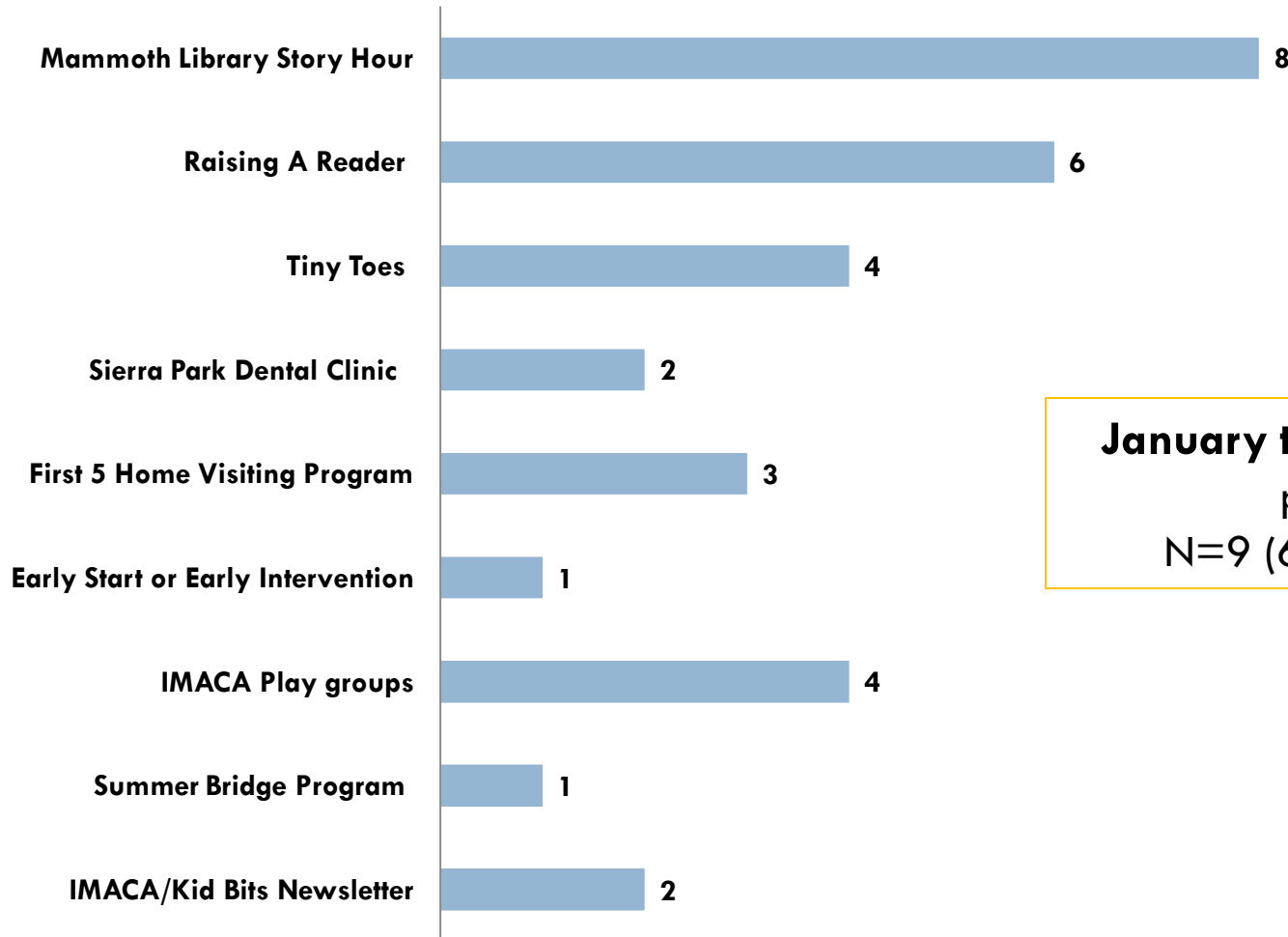
# Teeter Tots FY 2010-11





# Other Program Participation

Teeter Tots  
FY 2010-11



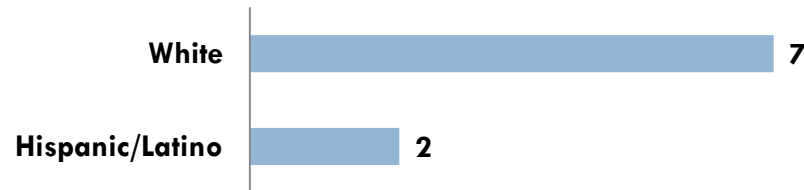
January to February, 2011  
pre survey  
N=9 (69% return rate)

# Language & Ethnicity

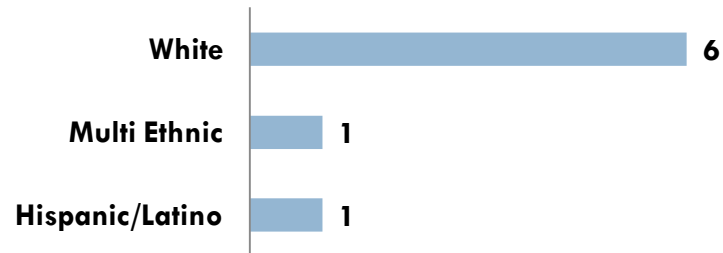
Teeter Tots  
FY 2010-11



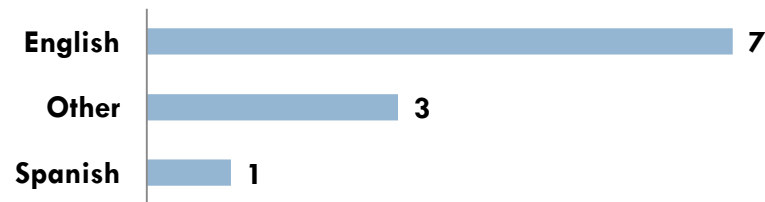
## Parents' Ethnicity



## Children's Ethnicity



## Primary Language Spoken in the Home



**January to February, 2011**

pre survey

N=9 (69% return rate)

# Understanding of Child Development



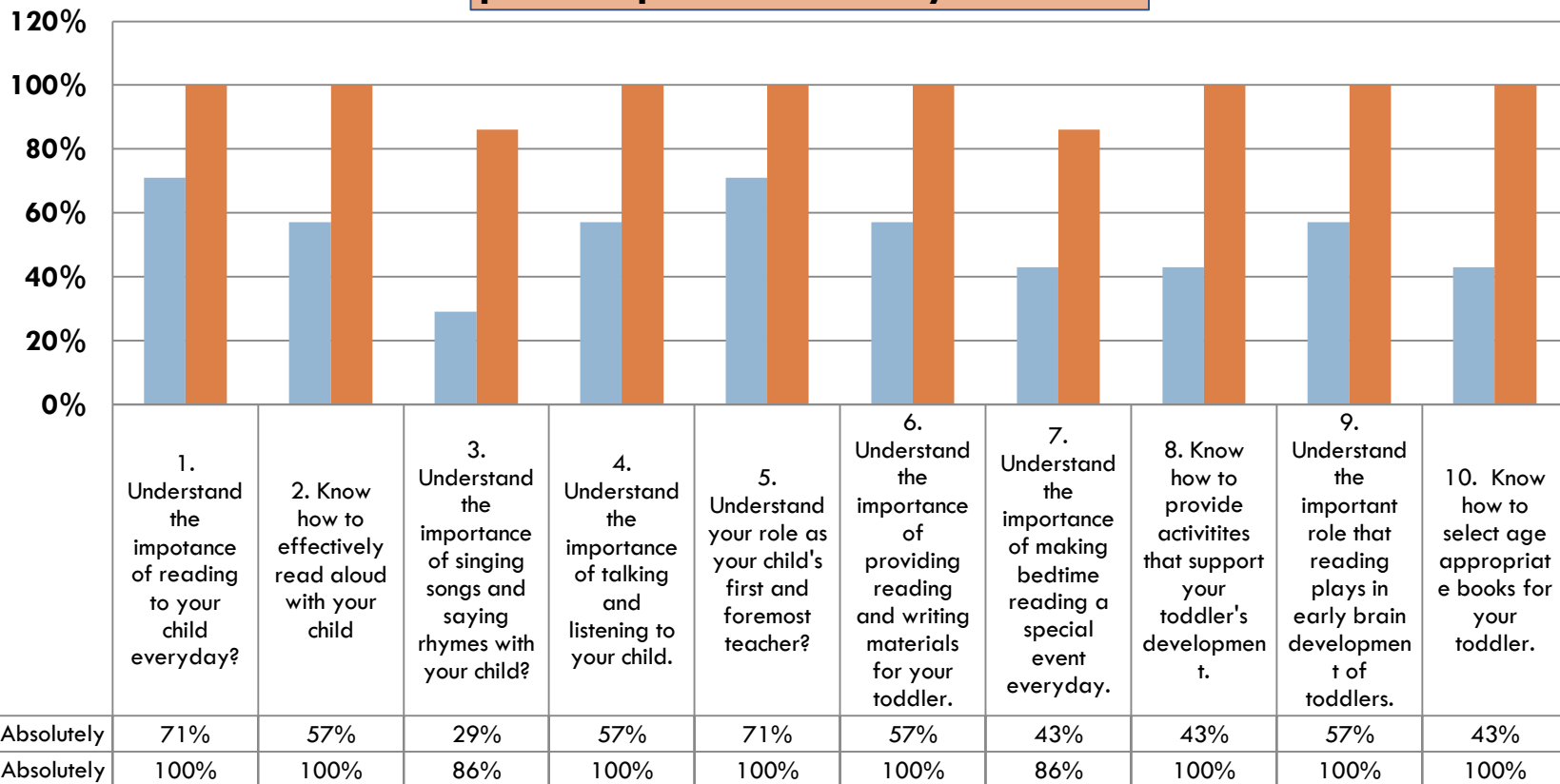
Teeter Tots  
FY 2010-11

After the workshop, parents rank their understanding of several questions both before and after the workshop. The highest ranking is “absolutely.”

January to February, 2011

post survey  
N=7 (54% return rate)

## pre and post “absolutely” answers



# Biggest Successes

Teeter Tots  
FY 2010-11

- Feeling more comfortable with peers.
- [My daughter] really excelled with her interest in drawing.
- He got to interact and make new friends, learn new songs and make some great projects.



**January to February, 2011**  
post survey  
N=7 (54% return rate)

Two sessions:

10 participants November-December, 2010

5 participants May – June, 2011

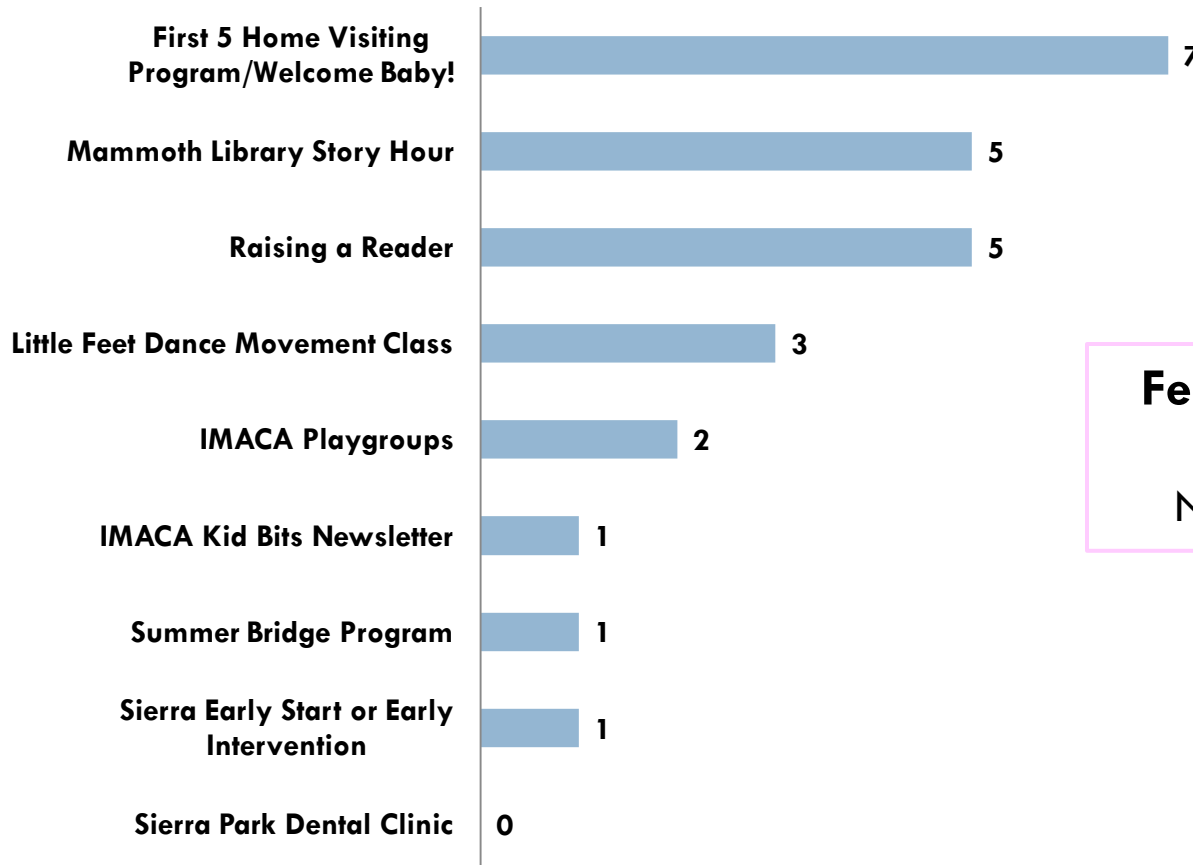
Tiny Toes

FY 2010-11



# Other Program Participation

**Tiny Toes**  
**FY 2010-11**



**February to April, 2010**  
pre survey  
N=10 100% return rate

# Language & Ethnicity

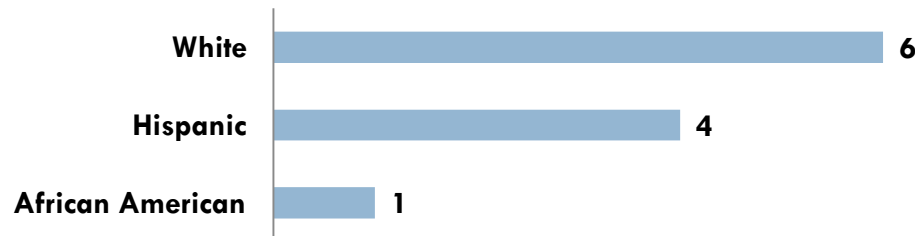
Tiny Toes  
FY 2010-11



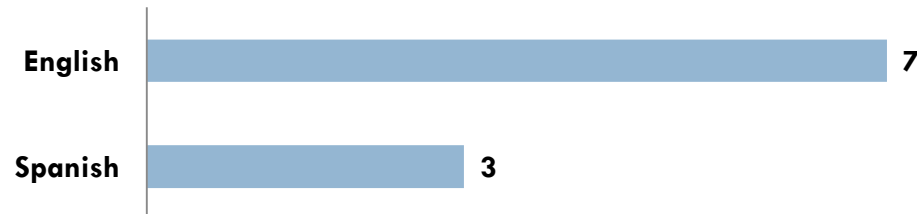
## Parents' Ethnicity



## Children's Ethnicity



## Primary Language Spoken in the Home



**February to April, 2010**  
pre survey  
N=10 100% return rate

# Understanding of Child Development

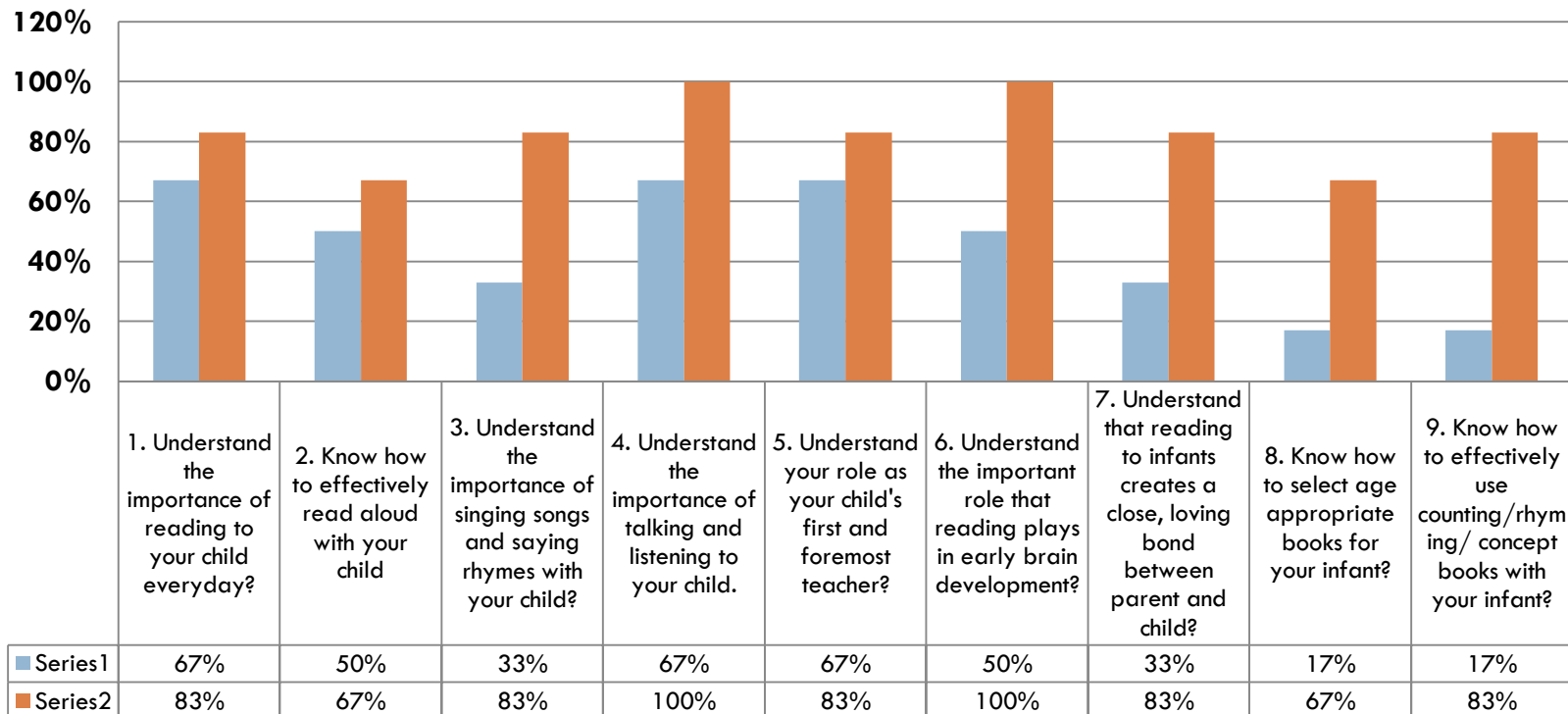


Tiny Toes  
FY 2010-11

After the workshop, parents rank their understanding of several questions both before and after the workshop. The highest ranking is “absolutely.”

**February to April, 2010**  
post survey  
N=6, 60% return rate

**pre and post "absolutely " answers**





# Biggest Successes

Tiny Toes  
FY 2010-11

- Social interaction
- (Translated from Spanish) We learned to be closer with baby massage



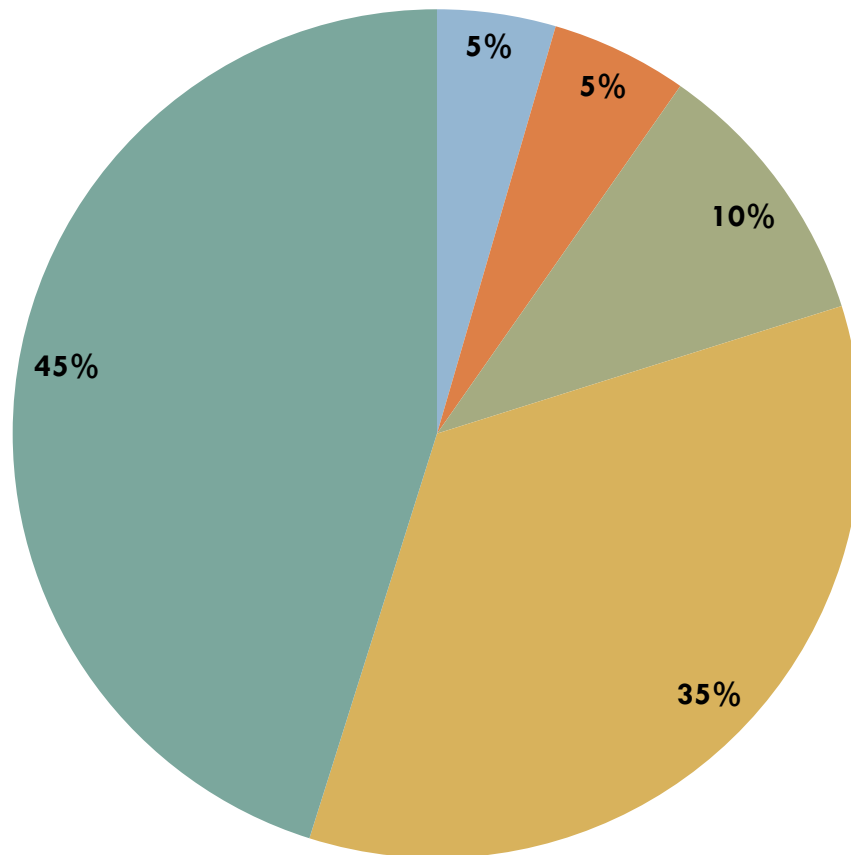
**February to April, 2010**  
post survey  
N=6, 60% return rate

# Participation

## Commission-Run Programs FY 2010-11

Teeter Tots: 13  
Little Feet: 30  
Peapod: 130

Tiny Toes: 15  
Welcome Baby!: 100



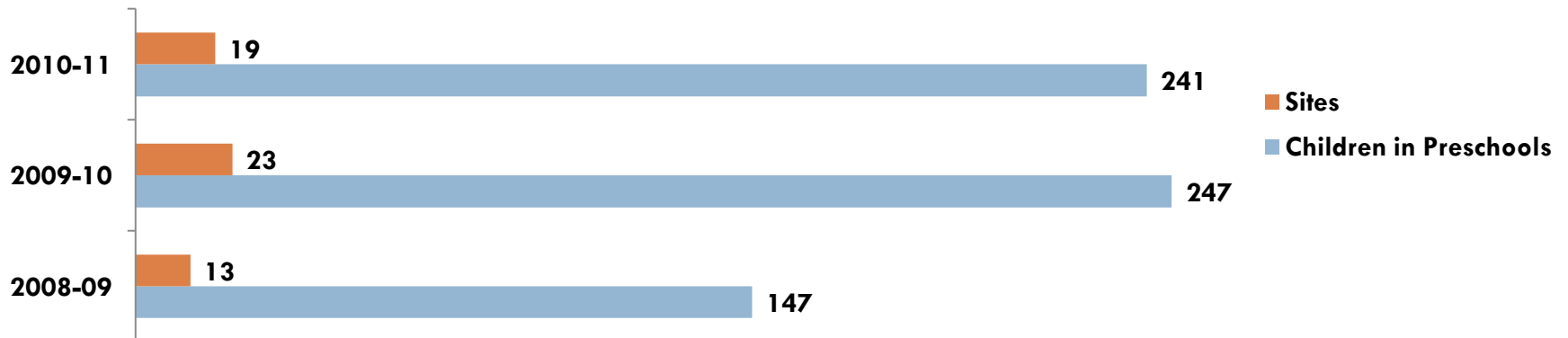
- Children served by Commission-Run Programs: 235
- Children served by multiple Commission-Run Programs: 53

# Description & Participation

Raising a Reader  
FY 2010-11

- **Partner:** Mono County Libraries
- **Target:** Families, Libraries, the Bookmobile, Preschool Sites, & Summer Bridge
- **Purpose:**
  - ▣ Promote early literacy.
  - ▣ Provide parents & children at libraries and preschools with age-appropriate book bags to be checked out and exchanged.
  - ▣ Provide story times at libraries and preschools.

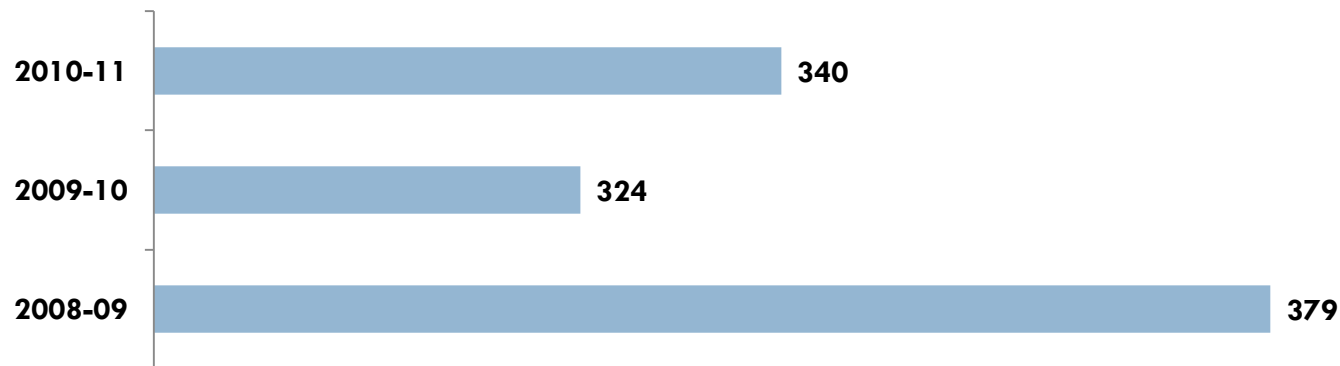
**Raising a Reader Bag Participation, FY 2008-09 to 2010-11**



# Description & Participation

- **Partner:** Inyo Mono Advocates for Community Action (IMACA)
- **Target:** Families with children birth to 5
- **Purpose:**
  - ▣ Community outreach through a monthly bilingual newsletter.
  - Include: school readiness concepts & a community calendar

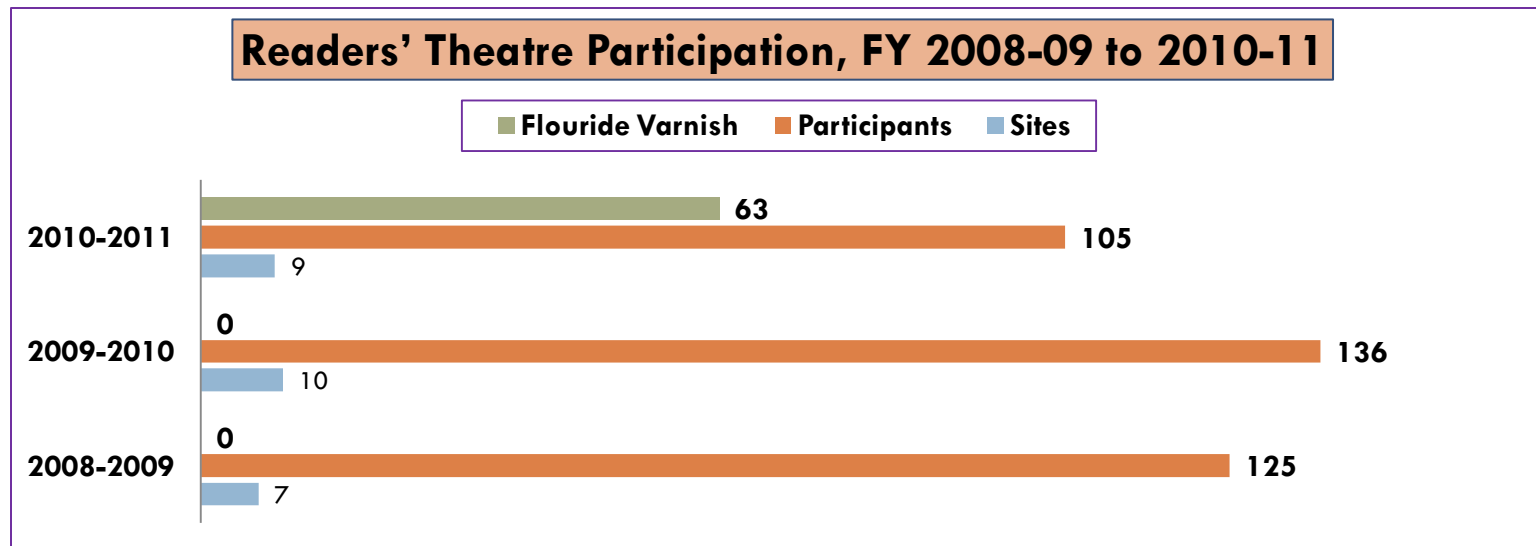
**Kid Bits Mailing List, FY 2008-09 to 2010-11**



# Description & Participation

Readers' Theatre  
FY 2010-11

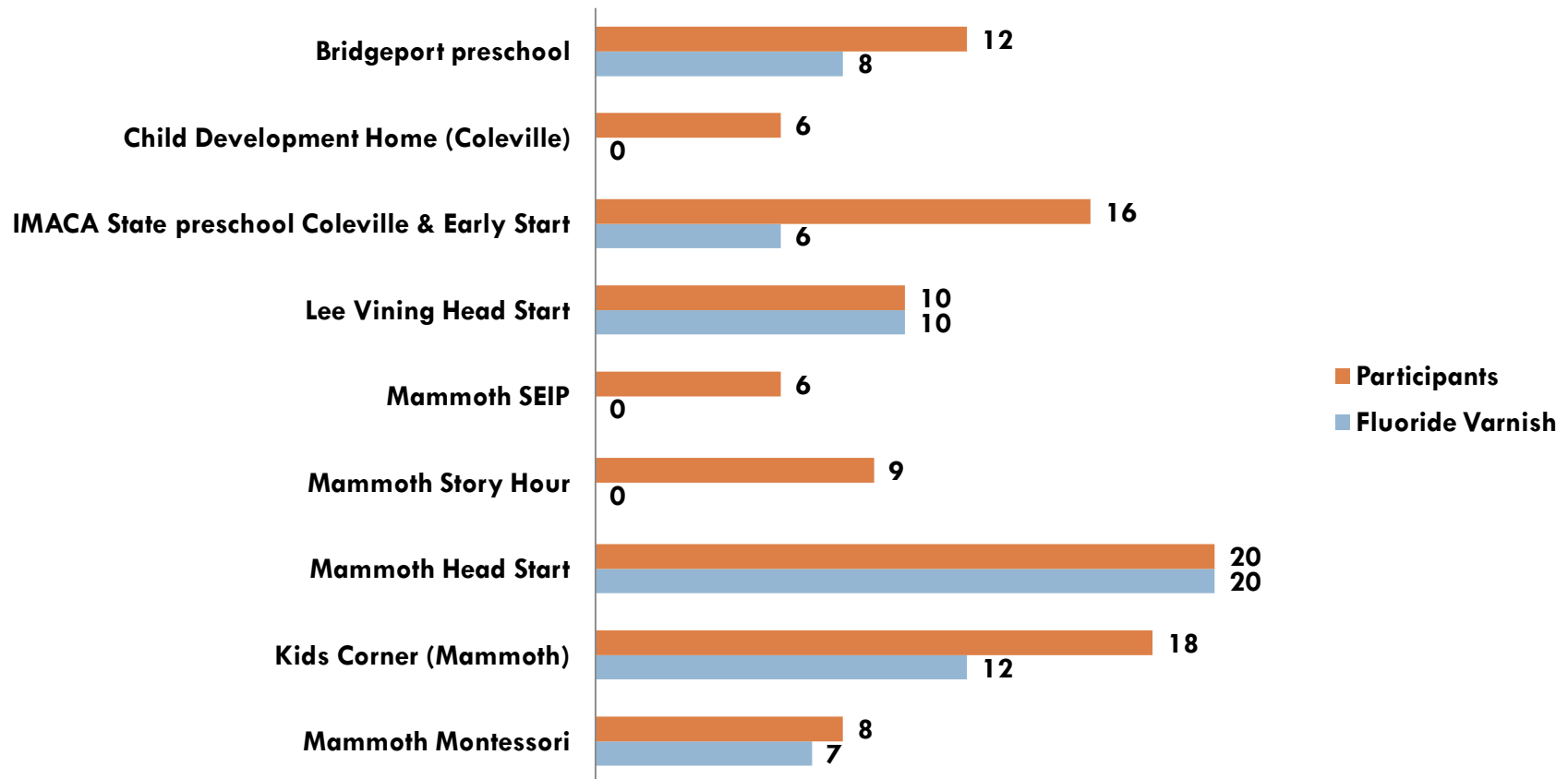
- **Partner:** Altrusa
- **Target:** Preschool Sites
- **Purpose:**
  - Provide preschool teachers with project materials, lesson plans, and books pertaining to the theme **teeth**.
  - Perform a book reading and costumed tooth visit for preschool children.
  - Offer fluoride varnish treatments



# Numbers Served

Readers' Theatre  
FY 2010-11

**105 Participants, 63 Fluoride Varnish**



# Teacher Survey

Readers' Theatre  
FY 2010-11

- What activities did you find most useful?
  - ▣ Lesson plans with suggested ideas for the materials
  - ▣ The books were a big favorite. The dental experiment with the egg and coke had a lot of visual impact. Color mixing was fun and useful.
- On a scale of 1-5 (5 being the highest) what is your overall opinion of the Readers Theatre Program?
  - ▣ 5 (5 times)
  - ▣ 3- Theme, 5-live presentation

May 2011  
N=6, 75% Return Rate

# Transition to School Activities

Partners: Mammoth and Eastern Sierra School Districts

## □ Round Up

- **Target:** All families with incoming Kindergartners—county-wide for the first year.
- **Purpose:**
  - Meet the kindergarten teacher(s) and the principal
  - Get to know the elementary school sites
  - Receive oral health checks
  - Get registration packets, and kindergarten survival kits (backpacks with school readiness supplies)

## □ Pre-Kindergarten Assessment

- **Target:** All incoming kindergartners
- **Purpose:** Assess school readiness to help determine eligibility for Summer Bridge—priority to children assessed as not kindergarten ready.

## □ Summer Bridge

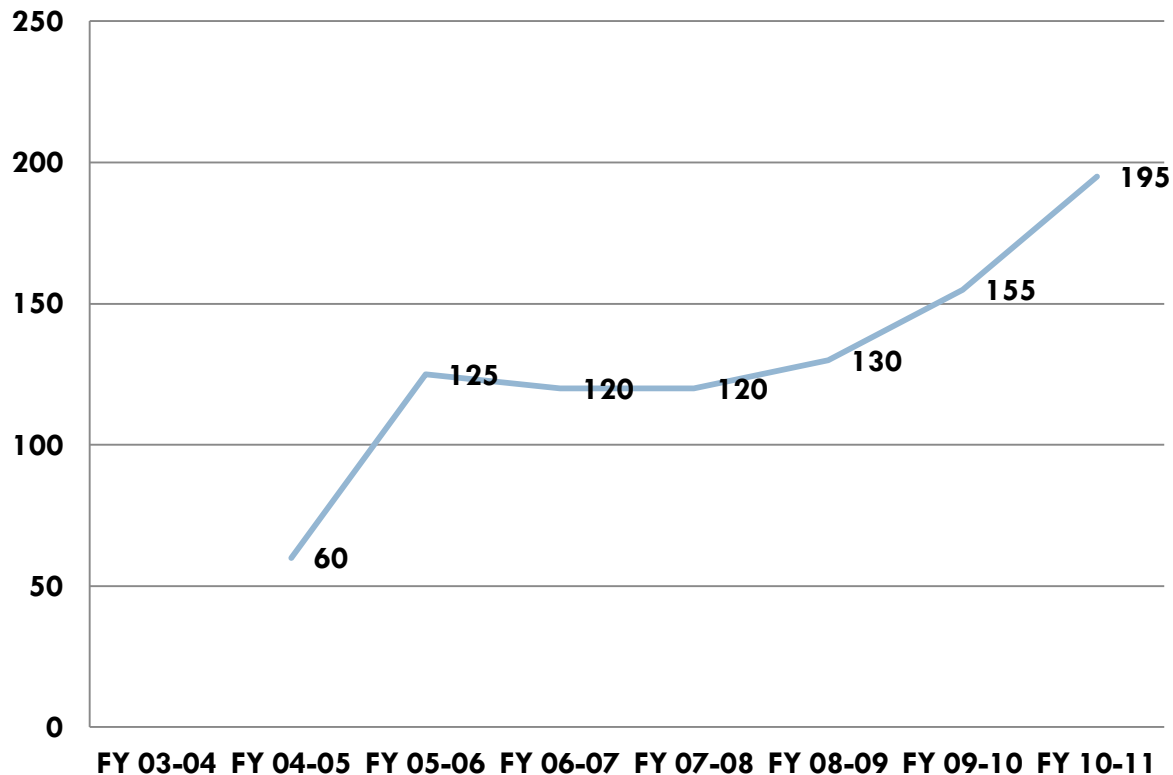
- **Target:** Children assessed as not kindergarten ready, and, as space provides, other incoming kindergartners
- **Purpose:** Provide a 2 week, half-day program (in English and Spanish in Mammoth) with a certified teacher to help all children be ready for school on the first day of kindergarten.



# Attendance

Kindergarten  
Round Ups  
FY 2010-11

**Mammoth Elementary 2005-2011**

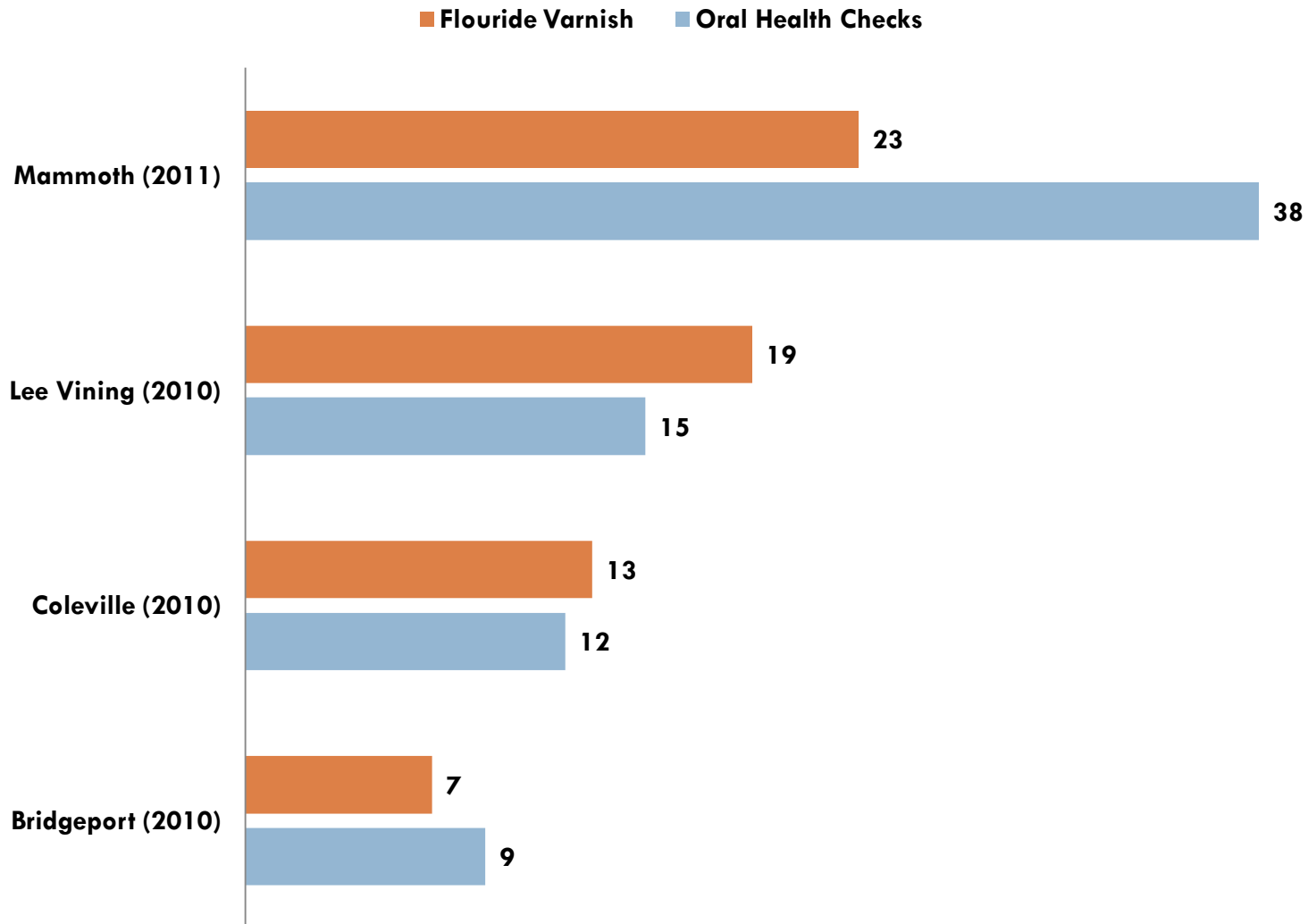


**Eastern Sierra SD 2010**

Edna Beaman: 1  
Lee Vining: 32  
Bridgeport: 18  
Antelope: 25

# Oral Health at Round Ups

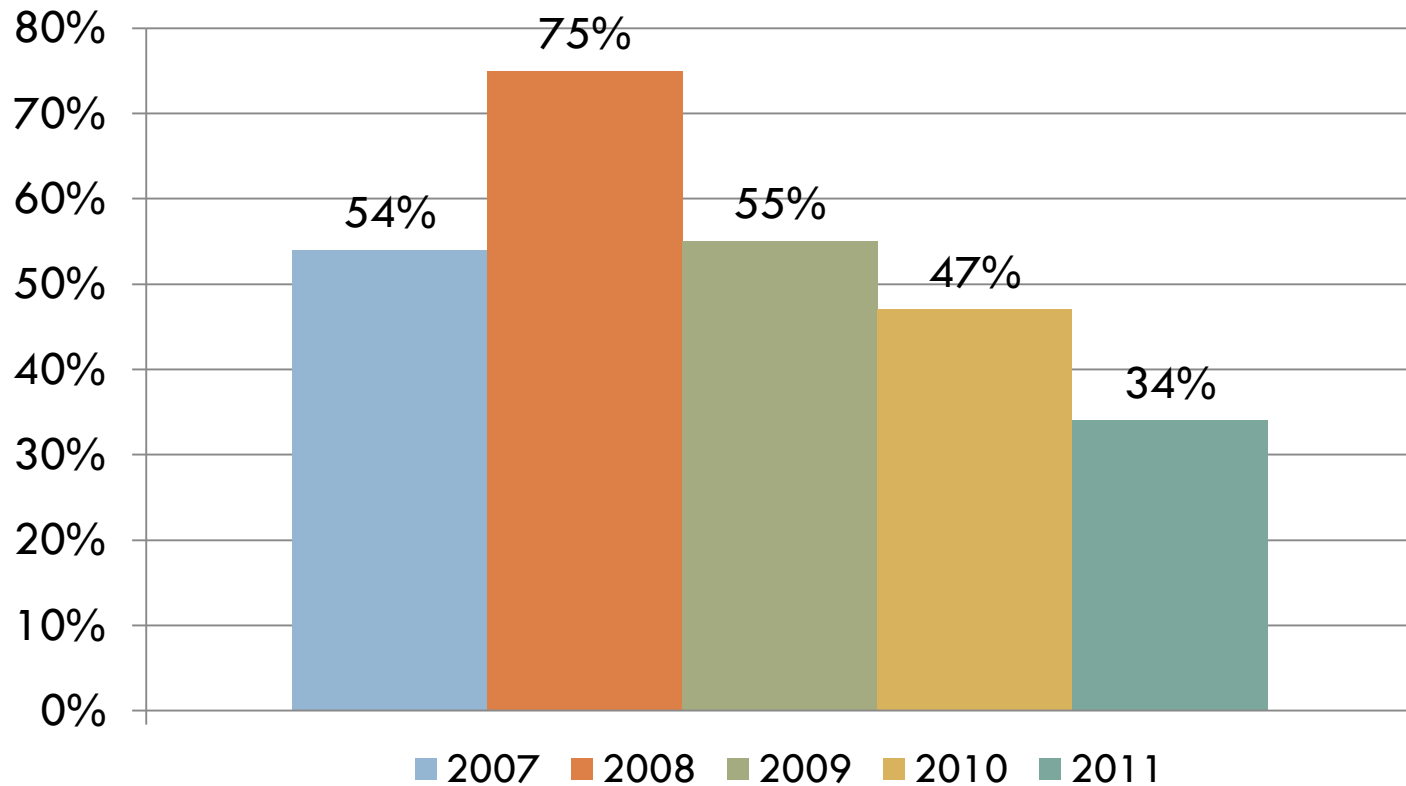
Kindergarten  
Round Ups  
FY 2010-11



# Children Assessed at “Not Ready”

Pre-Kindergarten  
Assessments  
FY 2010-11

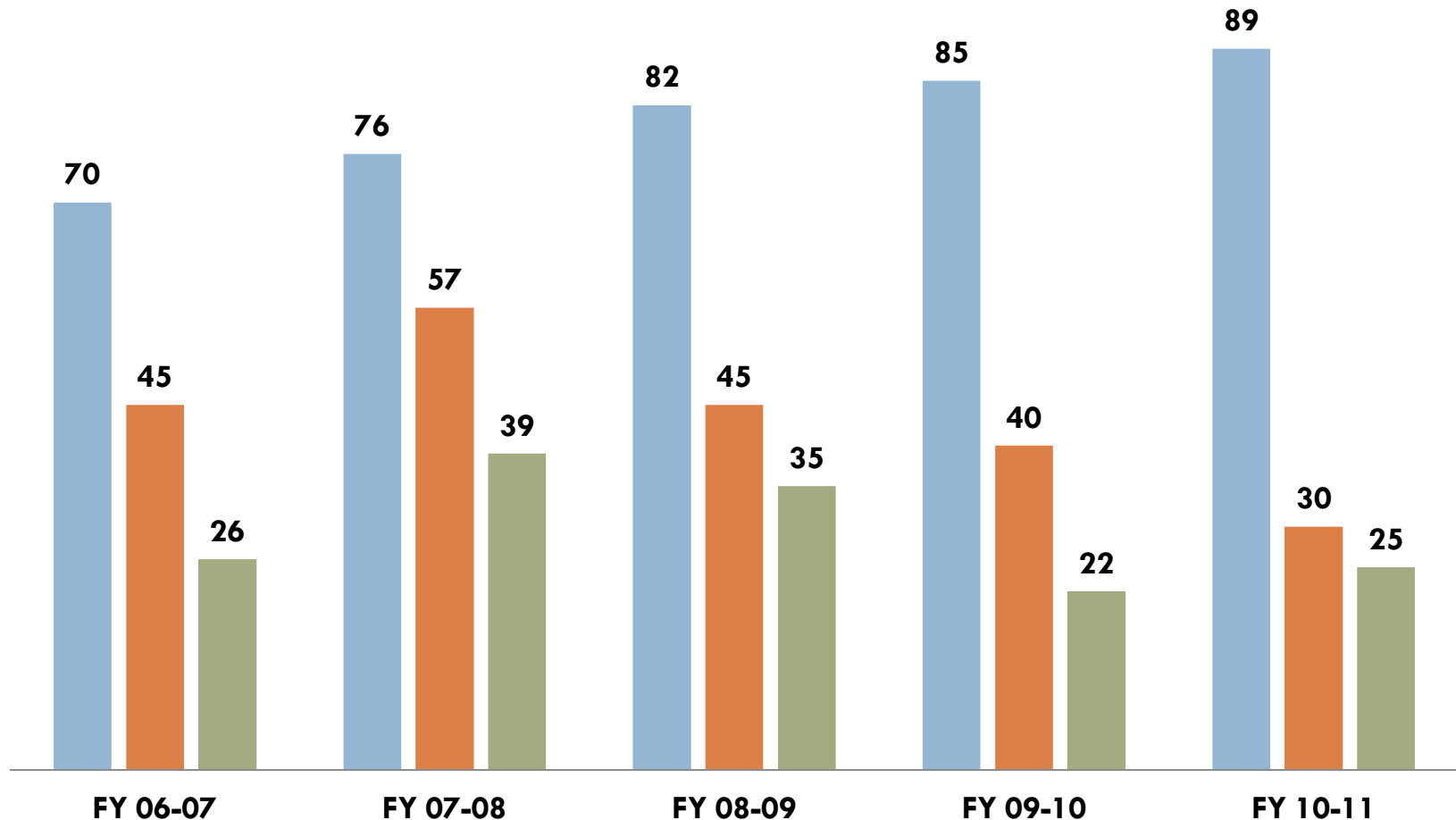
## Mammoth Elementary School



# MES Assessments 2006-11

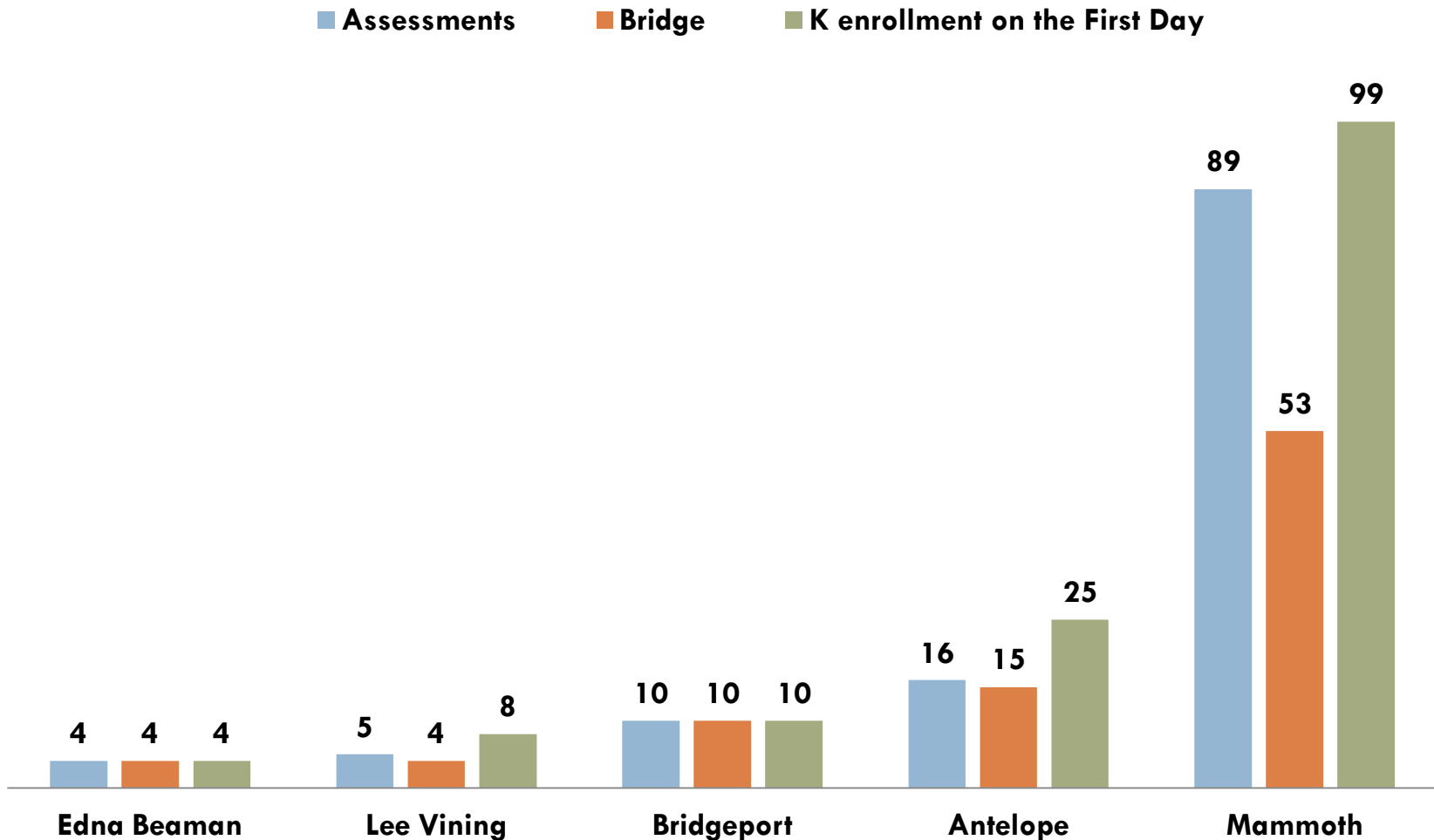
Pre-Kindergarten  
Assessments  
FY 2010-11

■ Assessments ■ Assessed as Not Ready ■ Assessed as Not Ready and Attended Bridge



# Transition to School Participation

Pre-Kindergarten  
Assessments and  
Summer Bridge  
FY 2010-11



# Parent Survey

Summer Bridge  
FY 2010-11

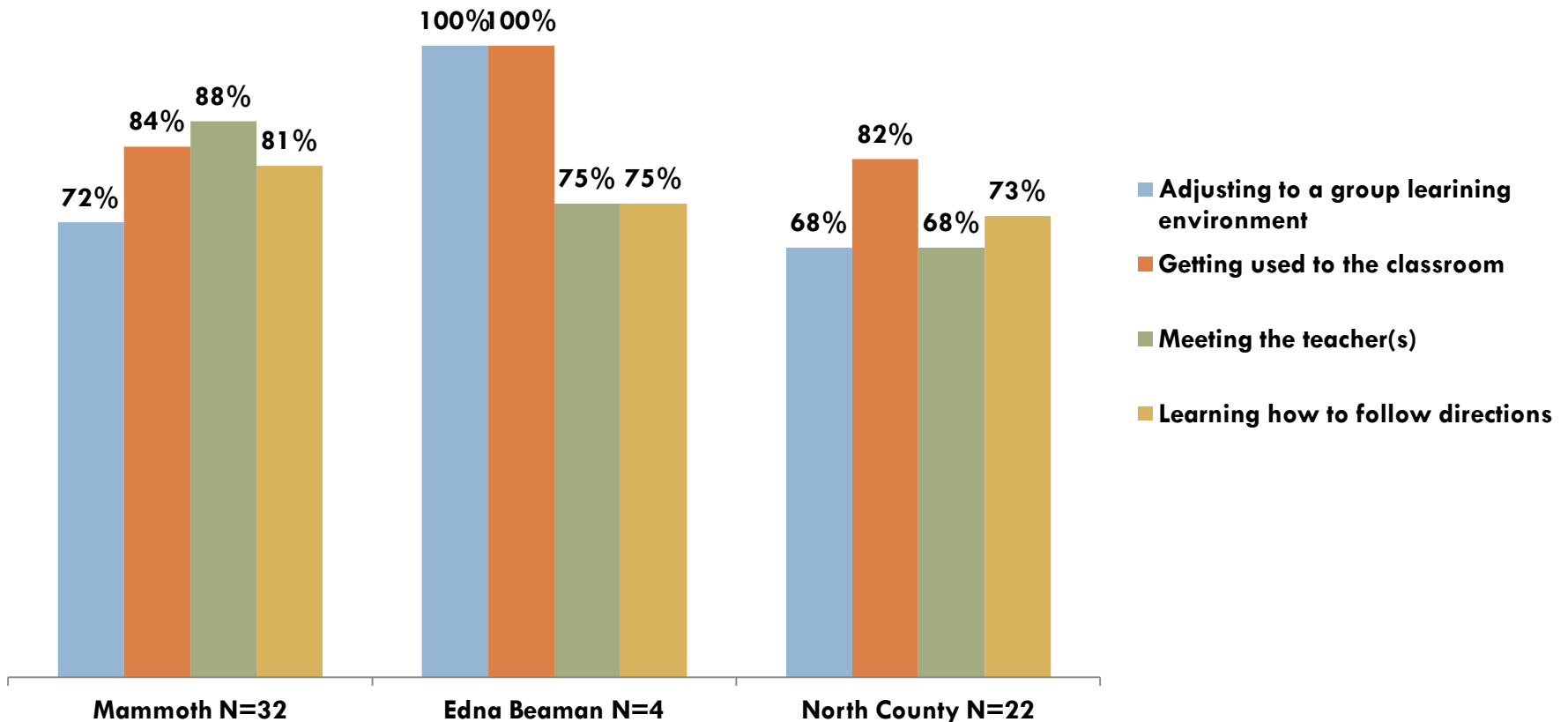
In which ways do you feel this program helped prepare your child for kindergarten?

	<b>Mammoth</b> N=32 60% return rate	<b>Edna Beaman</b> N=4 100% return rate	<b>North County</b> N=22 85% return rate
Adjusting to a group learning environment	72%	100%	68%
Getting used to the classroom	84%	100%	82%
Meeting the teacher(s)	88%	75%	68%
Learning how to follow directions	81%	75%	73%

# Parent Survey

Summer Bridge  
FY 2010-11

In which ways do you feel this program helped prepare your child for kindergarten?



# Parent Survey

Summer Bridge  
FY 2010-11

## Comments

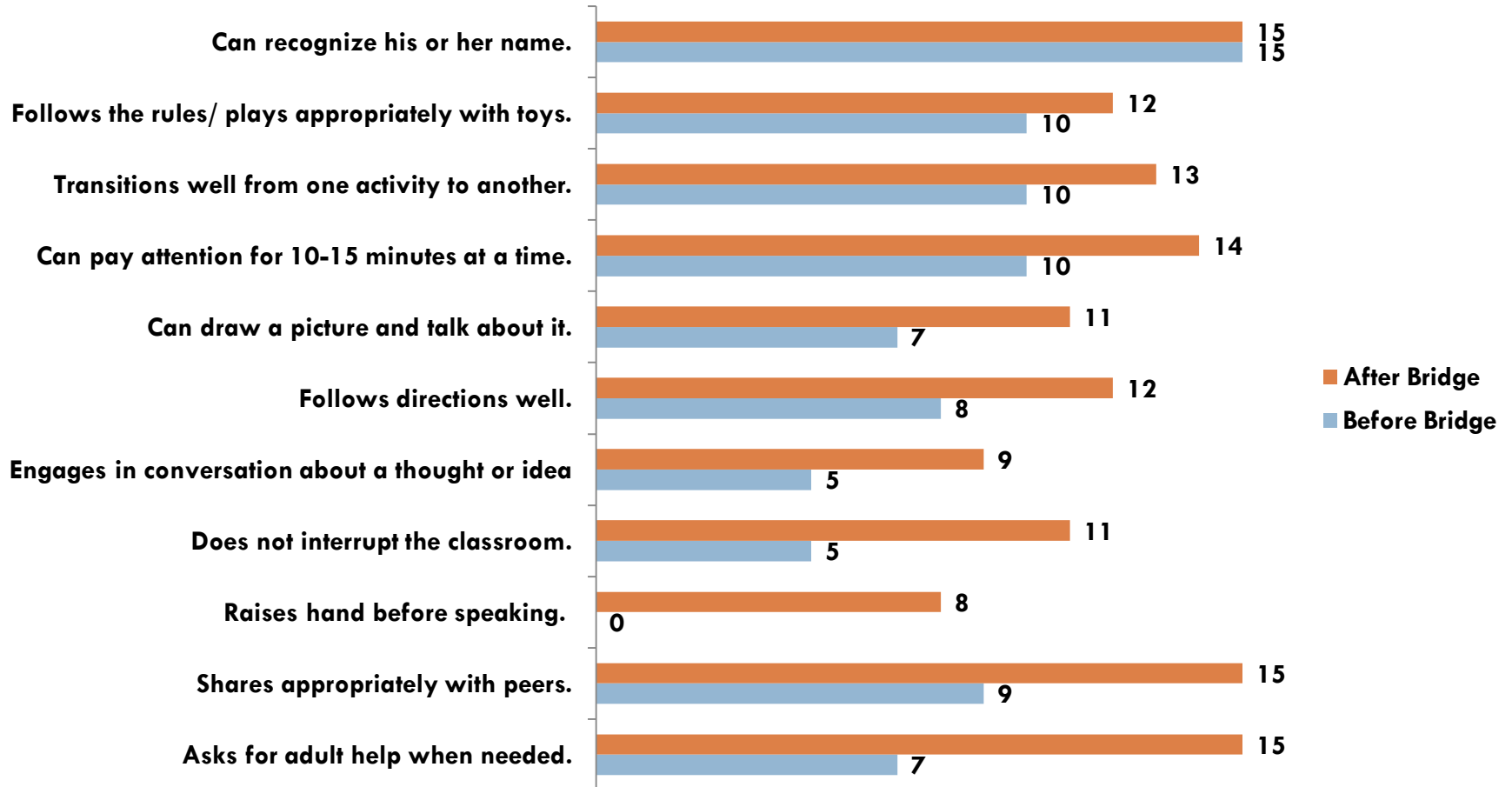
- [My child] had a lot of fun learning in the Summer Bridge Program (EBES)
- I think it is a great program for the kids and teacher. I feel it helped my son out a lot. (AES)
- [Translated from Spanish] I am very happy with the change my son had after these two weeks of summer school. I think it is very helpful for them to have knowledge of what is in school (MES)



# Teacher Survey

Summer Bridge  
FY 2010-11

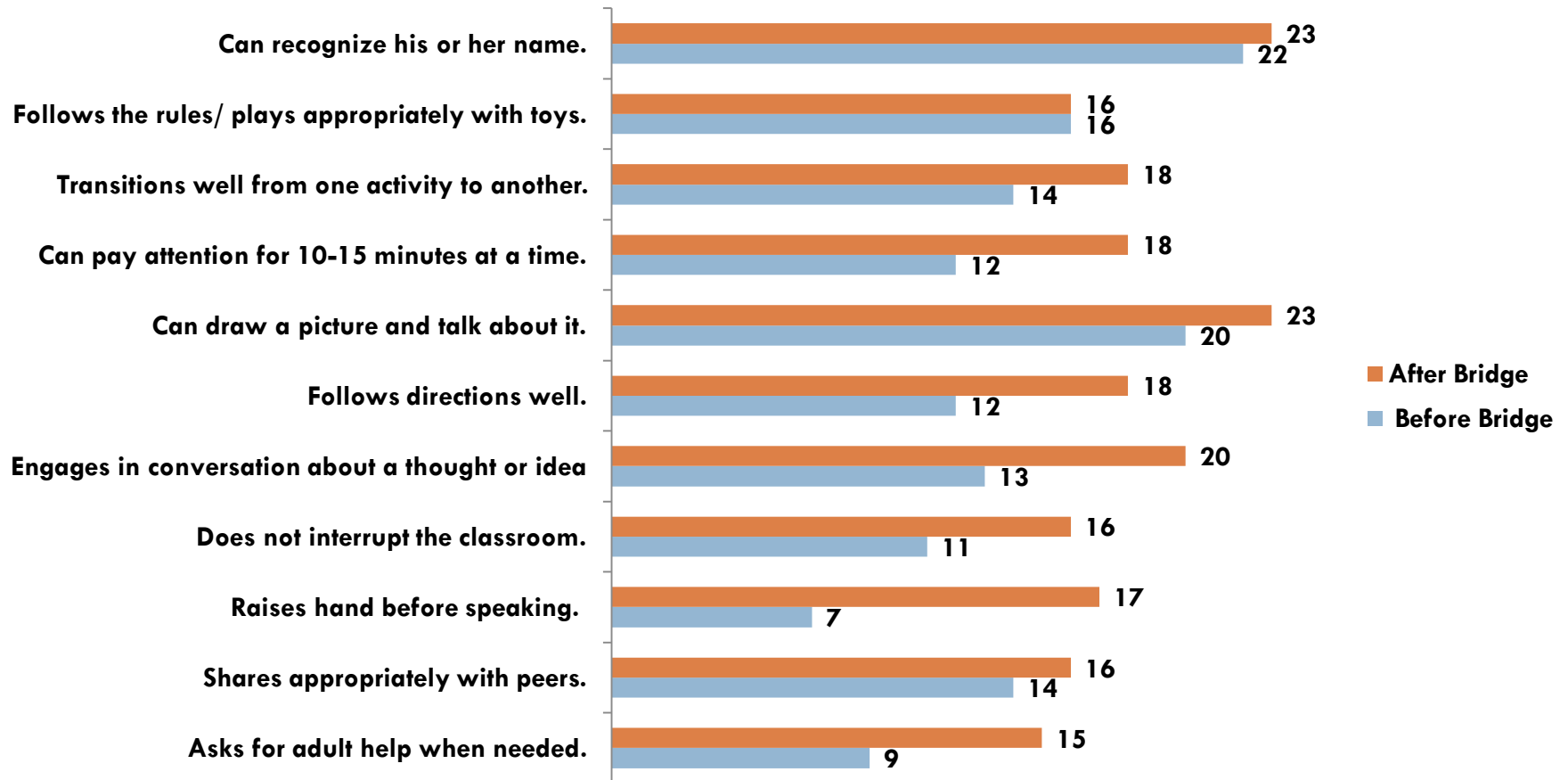
Bridgeport and Lee Vining Elementary Schools  
N=15



# Teacher Survey

Summer Bridge  
FY 2010-11

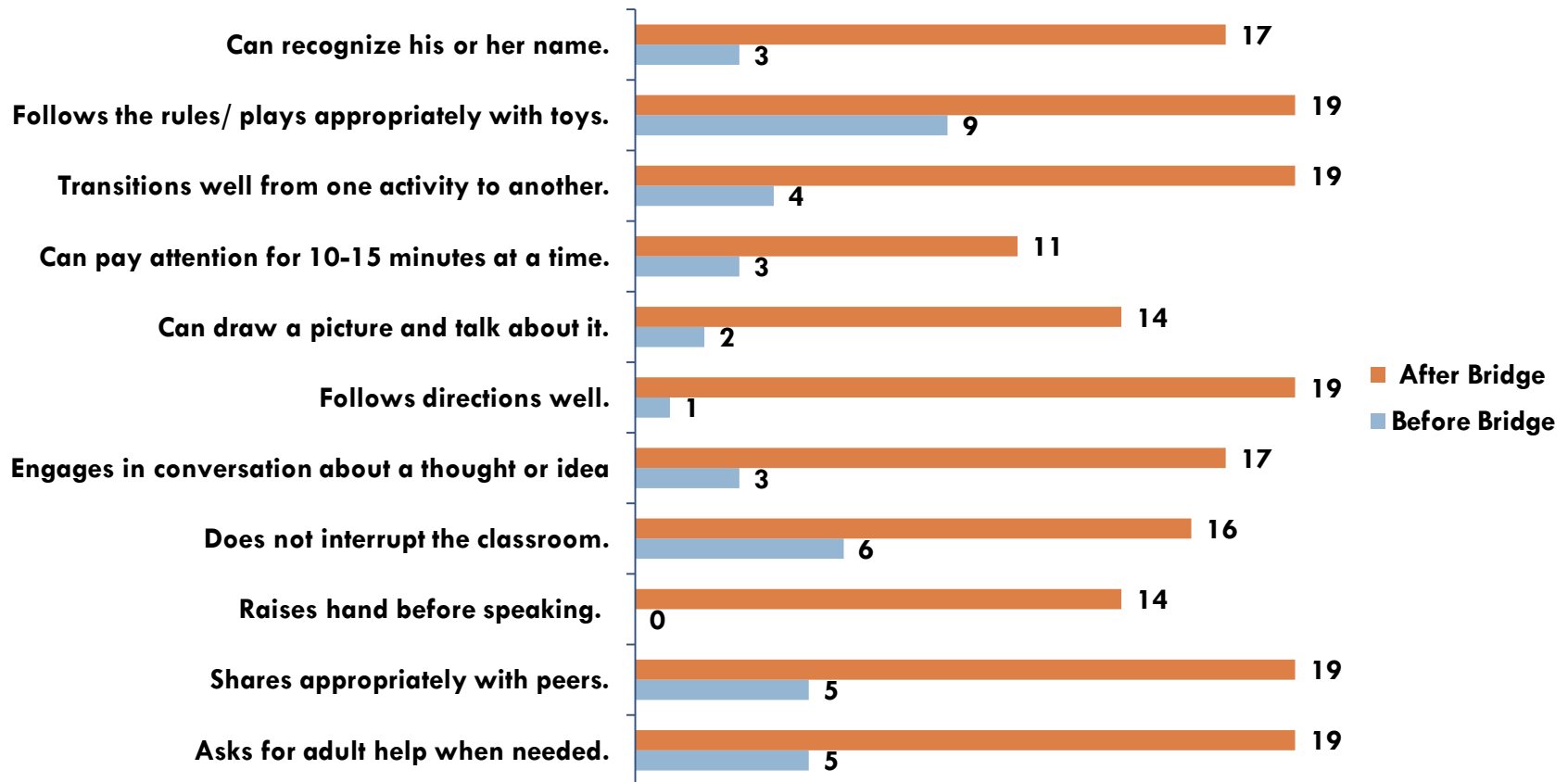
Mammoth English  
N=23



# Teacher Survey

Summer Bridge  
FY 2010-11

Mammoth Spanish  
N=19



# Teacher Survey

Summer Bridge  
FY 2010-11

- What were the most important things children in your class got out of Summer Bridge?
  - ▣ Dealing with separation
  - ▣ Learning and following the rules
  - ▣ Establishing routines
  - ▣ Socialization
  - ▣ Becoming familiar with campus

The Commission is committed to one overarching goal: to **enhance the network of support services for families with children ages 0 to 5 years.**  
(First 5 Mono County Strategic Plan pp. 14)

***Strategic Process for Enhancing the Network of Family Support Services***

Offer home visiting services to all families with newborn children to assess family needs, provide information and support to parents, and connect children and families to available services.

**Yes, Welcome Baby!**

Support and enhance a culturally competent school-linked network of health, social, early care and education service providers to improve school readiness of young children through coordination, information sharing, outreach, quality improvement, early literacy, education, and parent support.

**Yes, Raising a Reader, Readers' Theatre, Welcome Baby!, Parent-Child Workshops, Oral Health, Summer Bridge, CARES, and Peapod Playgroups.**

Gather and evaluate data from all Commission-funded services in order to identify new and emerging gaps in services.

**Yes, see previous slides! Additions: Peapod Playgroups FY 2010-11; Welcome Baby! FY 2010-11; County-wide Kindergarten Round Ups FY 2010-11; Birth-to-5 Health and Safety Fairs FY 2010-11. Changes: Reader's Theatre and Parent Child Workshops conducted primarily by partner agencies; Parent-Child Workshop evaluations to use Parenting Ladder FY 2011-12**

Continue to seek to expand services where the greatest gaps exist in the county, such as the availability and quality of child care services, using approaches that are integrated with the home visiting and school readiness services systems that have been developed.

**Yes, First Book Distribution and Oral Health Education through Raising a Reader; Birth-to-5 Health and Safety Fairs FYS 2010-11 & 2011-12; and Childbirth Education Classes FY 2011-12; expansion of Peapod Program**

## A. Result Area (Outcome):

*Mono County children 0-5 are educated to their greatest potential.*

### 1. Family Education

- % of parents and other family members improving in knowledge about child development. (R)
  - ▣ 191 families, 26% of Mono County children birth to 5 were enrolled in programs with a child-development education component (N=235),
    - 10% of those children, and their parent(s), participated in programs with a knowledge-improvement assessment (N=28).
    - Of those 10% of children, 57% of their parents (N=16) completed an assessment.
    - Of the parents assessed, 81% (N=13) reported an increase in knowledge about child development.

Source: Commission-run programs with child-development-education component: 235  
Children Served/ US Census 2010: 893 Children Birth to 5 in Mono County (not taking  
into account multiple family members served)

## A. Result Area (Outcome): continued

*Mono County children 0-5 are educated to their greatest potential.*

### 4. School Readiness

- % of entering Kindergarten assessed for school readiness prior to entry. (A) **85%**  
**MES: 2006, 77%; 2007, 74%; 2008, 92% ; 2009, 94%; 2010, 96%; 2011, 90%**  
**EBES: 2008, 60%; 2009, 100%; 2010, 80%**  
**LVES: 2009, 42%; 2010, 63%**  
**BES: 2009, 100%; 2010, 100%**  
**AES: 2009, 41%; 2010, 64%**  
Source: number of assessments/number of children on the first day of Kindergarten
- % of children “ready for school” upon entering Kindergarten. (R) **88%**  
**MES: 2010, 85%; 2011, 82%**  
**EBES: 2009 100%; 2010, 100%**  
**LVES: 2009, 100%; 2010, 100%**  
**BES: 2009, 100%; 2010, 90%**  
**AES: 2009, 87%; 2010, 100%**  
Source: In-School teacher surveys
- % of children receiving Kindergarten transition support (A) **85%**  
**MES: 2011, 90%; EBES: 2010, 100%; LVES: 2010, 63%; BES: 2010, 100%; AES: 2010, 64%**  
Source: number of assessments or bridge enrollment (whichever is higher)/number of children on the first day of K.
- % of children who have ever attended a preschool, Pre-K, or Head Start program by the time of Kindergarten entry. (R) **77% of children in Summer Bridge**  
**MES: 50%, EBES: 50%, LVES: 100%, BES: 67% AES, 100%**  
Source: Summer Bridge Parent Surveys (average, 82% return rate)



## B. Result Area (Outcome):

*All Mono County children 0-5 are healthy.*

### 1. Physical Health

- Optimal Nutrition
- % of children where breastfeeding is successfully initiated and sustained. (R)

**66% of Mono County babies birth-12m were in Welcome Baby.**

Source: babies in Welcome Baby N=100/ California Birth Data 2010, 151 births in Mono County

**Of those, 95% successfully initiated; 82% sustained to 6 months.**

- % of children 0 to 5 years of age who are in the expected range of weight for their height and age, or BMI. (R)

### 2. Emotional Health

- Number of families provided with information about appropriate community services. **191, 26% of Mono County children Birth to 5 (N=235),** Source: 100% of children participating in commission-run programs with community-service-referral component N=235/US Census 2010, 893 Children Birth to 5 in Mono County.



# Oral Health Initiative



Fiscal Year 2010-11

# Potter the Otter



## Potter Water Bottles

Mammoth Community Water District  
and First 5 Mono Partnership



## 700 Books & 250 Water Bottles distributed:

- Child Care Homes and Preschools
- Peapod Groups
- Marine Mountain Warfare Center – Children's Place
- Mammoth Hospital
- Libraries
- Community Water District
- WIC and Immunization Program

# Oral Health Outreach and Tooth Tutor



# Oral Health Education & Fluoride

Location	Oral Health Education	Fluoride Varnish	Total # services provided
Preschools (9)	91	62	153
Child Care Homes (9) & Peapod	64	51	115
Tooth Tutor	15	15	30
<b>Total</b>	<b>170</b>	<b>128</b>	<b>298</b>

- Delivered via F5M outreach (Trish, Claudia, Cathy) and Readers' Theater (Altrusa)
- Education helps children learn about good Oral Health (brush, floss, diet, decay) and why it is so important.
- Topical Fluoride Varnish offered with parental permission.



# Oral Health Services

## Kindergarten Round Ups



Location	Dental Screenings	Fluoride Varnish	Total # services provided
	Fiscal Year 09-10/10-11	Fiscal Year 09-10/10-11	Fiscal Year 09-10/10-11
Mammoth	18 / 38	20 / 23	38 / 61
Lee Vining	16 / n/a	19 / n/a	35 / n/a
Bridgeport	9 / 3	7 / 3	16 / 6
Coleville	12 / 4	13 / 5	25 / 9
<b>Total</b>	<b>55 / 45</b>	<b>59 / 31</b>	<b>114 / 76</b>

- Sierra Park Dental Clinic, Drs. Fujimoto, DDS
- Toiyabe Dental, Dr. Gilbert, DDS
- Mammoth Dental, Dr. Schrager, DDS
- Dental Office staff and community volunteers



# Tooth Tutor Program

- 15 families received a home visit from Tooth Tutor, Claudia Molina – (instruction on how to keep their child's teeth healthy and prevent more dental caries from occurring).
- Purpose: reduce the number of new and recurring dental caries (tooth decay) in children who have already experienced a high number of caries.
- Outreach:
  - Preschool Centers, Family Child Care Homes, Peapod Groups: Education and Fluoride Varnish
  - Books and Barn Animals Jamboree, Tri County Fairgrounds: Education

# Strategic Plan Result Areas (Oral Health)

- **% of children who regularly access preventive dental care.**
  - Approx. 30% of all Mono County children ages 3-5 received at least one application of fluoride varnish via F5M programs.
  - Approx. 29% of all Mono County children ages 3-5 received oral health education via F5M programs.
- **% of children ages 1 or older who receive annual dental screenings.**
  - 88% of Kindergarten students at MES and BES received a dental screening prior to Kinder entry.
  - (45 children received free pre-k entry dental checks by local volunteer dentists, as arranged by F5M)

**Sources:**     122 Kinder Students in MES and BES FY 2011-12  
                  107 PreK Dental Assessments submitted by parents at MES and BES (of those, 33 needed dental care)  
                  Approx. 513 children ages 3-5; 165 children 5 years of age in Mono in 2011 (DOF estimates)



# Strategic Plan Result Areas (Oral Health)



- **% of prenatal women who receive dental hygiene education.**
  - 14% of pregnant women in Welcome Baby! were seen prenatally. Of those, 100% received dental hygiene education.  
**Source: 21 Welcome Baby! prenatal visits/CA Birth Data 2010, 151 births in Mono County**
- **% of children at Kindergarten entry with untreated dental problems.**
  - 31% of Kindergarteners at MES and BES assessed as needing **dental care** in FY 2011-12, via required Kinder assessments.  
**Source: 107 PreK Dental Assessments from MES and BES (of those, 33 needed dental care)**  
**165 children 5 years of age in Mono in 2011 (DOF estimates)**
- **County-wide Dental Fairs in the future?????**